

APPENDICES

Lesson Plan

KINDERGARTEN CLASS

Meeting 1

- Explain the taste (sweet, sour, salty, bitter) with picture.
Sweet : candy, soft drink(fanta).
Sour : lemon, orange.
Salty : peanut, potato chip.
Bitter : coffee, medicine.
- Test the taste!
Sweet : sugar.
Sour : lemon.
Salty : salt.
Bitter : medicine.
- Coloring the picture with the explanation.
Candy = sweet.
Lemon = sour.
Salty = cheese.
Coffee = bitter.

Meeting 2


- Review last material.
- Explain the ingredient of ice lemon tea and tools.
- Making ice lemon tea.

TASTE




CANDY

SWEET



LEMON

SOUR



CHEESE

SALTY



COFFEE

BITTER

Lesson Plan

GRADE 1-2

Meeting 1

- Explain about the taste (sweet, salty, tasteless, sour, bitter, hot) with the things provided such as sugar, salt, water, lemon, sore throat powder, pepper)
- Test the taste!
- Matching the picture with the taste. (for example: sweet-candy, sour-orange, bitter-coffee)
- Coloring the picture.


Meeting 2

- Review last material.
- Explain the tools and the ingredient of ice lemon tea.
- Making ice lemon tea.


TASTE



CANDY



LEMON



CHEESE



COFFEE

Lesson Plan

GRADE 3-4


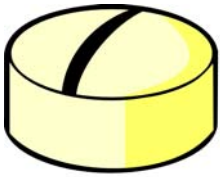
Meeting 1

- Explain about the taste (sweet, salty, tasteless, sour, bitter, hot) with the things provided such as sugar, salt, water, lemon, sore throat powder, pepper.
- Taste the taste!
- The students find the example from each taste.
- The students match the pictures with the taste on the whiteboard.
- The students give names and taste of the pictures in the worksheet.

Meeting 2

- Review last material.
- Explain the tools and the ingredient of ice lemon tea.
- Making ice lemon tea.

Taste



Lesson Plan

GRADE 5-6

Meeting 1

- Explain about the taste.
Sweet : candy, soft drink (fanta), etc.
Sour : lemon, orange, etc.
Salty : peanut, potato chip, etc.
Bitter : coffee, medicine, etc.
Tasteless : mineral water.
Spicy : chili, etc.
Greasy : margarine, etc.
- Test the taste!
Sweet : sugar.
Sour : lemon.
Salty : salt.
Bitter : medicine.
Tasteless : mineral water.
Spicy : pepper.
Greasy : margarine.
- Find more example about the taste! (sweet, sour, salty, bitter, tasteless, spicy)
- Doing the task (crossword) related with the topic.

Meeting 2

- Review last material.
- Playing "Mysterious Taste" game.
 - Tell students that they will be trying different foods that have very different and noticeable tastes.
 - Every student use blindfold.
 - Have the students taste the food and record on the worksheet their reaction by drawing the happy face if they like it, or the sad face if they don't like it, give checklist if it is they favorite taste, guess the taste and the object.

TASTE	REACTION	MY FAVORITE	OBJECT
Sweet	☺	✓	
Sour			
Salty			Salt
Bitter	☹		
Tasteless	☺		
Spicy			Pepper
Greasy			

- Explain the tools and the ingredient of ice lemon tea.

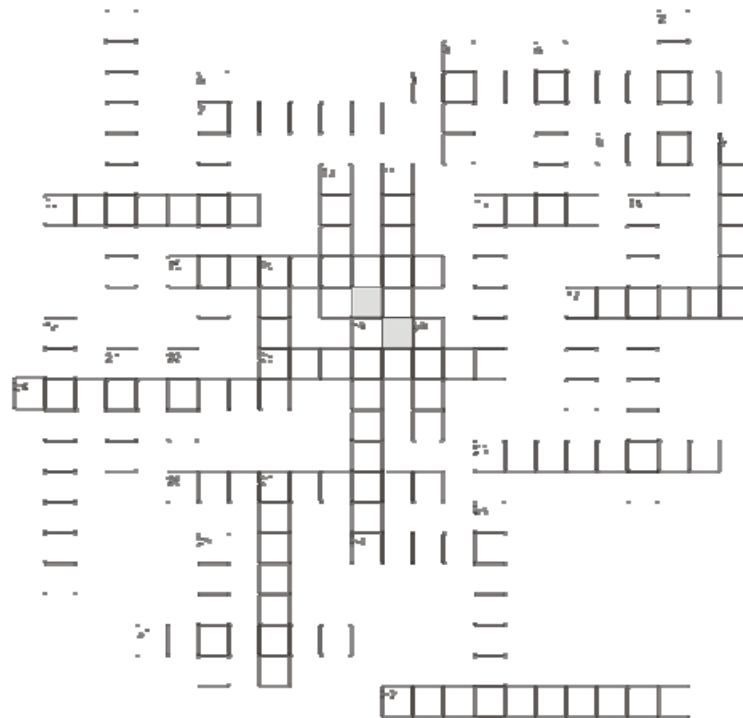
- Making ice lemon tea.
- Write in one paragraph about the step how to make ice lemon tea.

TASTE

Bitter	Salty	Sour	Spicy	Sweet	Tasteless	Greasy
--------	-------	------	-------	-------	-----------	--------

1. If you forget the salt and pepper, the food will be
2. Thailand food is
3. Milk and Honey will make a dish
4. The skin of orange tastes quite
5. Lemon juice is
6. Snack food such as chips and peanut are often very
7. Too much fat used in cooking can make the food

Crossword



Across

6. It is used to make the table clean.
7. If you eat in KFC, how is the chicken? (Kriuk-kriuk)
8. Children love this taste.
12. Milk which has already fermentation.
13. The ingredient of popcorn.
15. Not sweet, not sour, not bitter, not salty.
17. The taste of medicine.
23. The taste of lemon.
24. If you eat the food over and over again, it called?
25. Basic, natural, pure.
26. Uhm...the cake is so.....
30. Ant loves this things.
31. You'll find it easily on the beach.
32. People who always eat vegetable.

Down

1. Ingredient : bread, tomato, lettuce, ham, cheese, mayonaise, meat and chili.
2. Marganne.
3. Cooking spices.
- 4 The taste is hot. It's one kind of flavour.
5. It's cold and usually eat by cup or cone.
9. The opposite of rubbery. (Meat)
10. An expired food/drink.
11. A baked bread.
13. Food that already to eat.
14. Place for eat.
16. The synonym of flavour.
17. When you put bread in oven, it's called....
18. Italian food.
19. This will happen if you have not eat for a couple days.
20. Usually produced by cow.
21. Water cooked until 100 celcius degree.
22.egg.....Chicken
27. Quickly
28. If vegetable cooked. It will.....
29. Curry and indian food.