

APPENDICES

Appendix 1: Lesson Plan

Date	Class	Activity
Tuesday, Jan 23, 07 2 p.m. – 3 p.m.	Kindergarten	<ul style="list-style-type: none"> - Teacher asking what the students name. - What's your name? My name's Elisa - Teacher teach the song - What's your name? My name's Cha cha 2x What's your name? 2x My name's Cha cha 2x What's your name? 2x - Teacher drawing a girl or a boy in the student's books and the students must put their names.
Friday, Jan 26, 2007 2 p.m. – 3 p.m.	Kindergarten	<ul style="list-style-type: none"> - Song Red, yellow, blue, and green 2x What color is it? 2x Red, red, red, red, it's red 2x - Teacher Mix color use water paint And explain how to make secondary color Mix red and blue = Purple Mix yellow and blue = Green Mix yellow and red = Orange - Teacher ask students coloring the clown with primary and secondary color - Making Robot with sticking the shape colors - Teacher repeating the lesson the last
Monday, Jan 22, 2007 2 p.m. – 3 p.m.	1-2 nd grade	<ul style="list-style-type: none"> - What's your name? I am Elisa My name's Elisa And what's your name? - Song My name's Cha cha 2x What's your name? 2x My name's Cha cha 2x What's your name? 2x

Date	Class	Activity
Thursday, Jan 25, 2007 2 p.m. – 3 p.m.	1-2 nd grade	<ul style="list-style-type: none"> - Song Red, yellow, blue, and green 2x What color is it? 2x Red, red, red, red, it's red 2x - Mix color using water paint How to make secondary color Mix red and blue = Purple Mix yellow and blue = Green Mix yellow and red = Orange - Do exercise on colors
Monday, Jan 22, 2007 3 p.m. – 4 p.m.	3-4 th grade	<ul style="list-style-type: none"> - Same with grade 1-2 date Jan 22,'07 - Where do you live? I live in Kopo Permai I live on Otista And you, where do you live? - Games (Use card) names and address in the card Students say the names from the cards What's your name? My name's Lily Where do you live? I live on Ahmad Yani
Thursday, Jan 25, 2007 3 p.m. – 4 p.m.	3-4 th grade	<ul style="list-style-type: none"> - Sing a song Red, yellow, blue and green Purple, orange, white and black What color is it? 2x Purple, purple, purple 2x - Mix color using water paint Red and white = pink Blue and white = light blue Green and white = light green - Making cake with the color that we have make - Coloring the clown according to the right instruction
Tuesday, Jan 23, 2007 5 p.m. – 6 p.m.	5-6 th grade	<ul style="list-style-type: none"> - Teacher asks the students "What's your name?" for the whole class. - Teacher explain about the color and how to mix that and get a new color - Do some exercise about mix color
Friday, Jan 26, 2007 5 p.m. – 6 p.m.	5-6 th grade	<ul style="list-style-type: none"> - Teacher explained about the shapes - Teacher give many shapes, the students must cutting, coloring sticking, making robot and also make one paragraph about the robot.

Appendix 2: Worksheet for Kindergarten

Date: Friday, January 26, 2007

Topic: Colors

Activity: Coloring




Appendix 3: Worksheet for Kindergarten

Date: Tuesday, January 26, 2007

Topic: Colors

Activity: Making robot by sticking the colored shapes




Appendix 4: Worksheet for Grade 1-2

Date: Thursday, January 25, 2007

Topic: Colors

Activity: Fill in the blanks, what colors are they?


colour























Appendix 5: Worksheet for Grade 3-4

Date: Thursday, January 25, 2007

Topic: Colors

Activity: Coloring with the right instruction








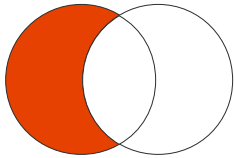


Appendix 6: Worksheet for Grade 5-6

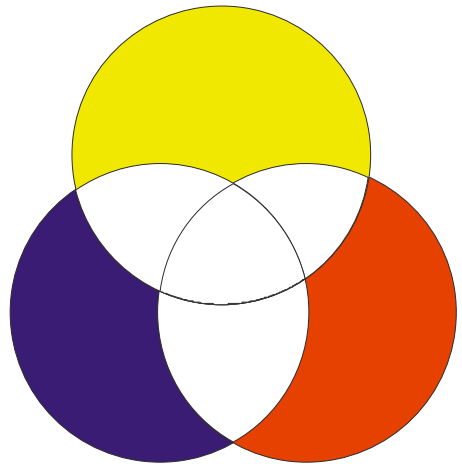
Date: Tuesday, January 23, 2007

Topic: Colors

Activity: Fill the colors



Colour
Mix




Appendix 7: Worksheet for Grade 5-6

Date: Tuesday, January 23, 2007

Topic: Colors and Shapes

Example of the robot and the reading passage

I have a robot.
His name is _____.
His head is big. It is oval.
On his face there are two little round eyes.
He has a nose.
His nose is a triangle.
He is smiling.
His mouth is like a crescent.
He has two big ears.
The ears are like diamonds.
He is putting on a hat.
The hat is like a cone.
The robot has a neck.
It is rectangular.
It also has a big square body.
In his body there are two hearts.
He has two long rectangular legs and arms.
He is wearing two triangular shoes.
The arms are holding two stars.



Appendix 8: Worksheet for Grade 5-6

Date: Tuesday, January 23, 2007

Topic: Colors and shapes

Activity: Coloring the shapes and making robot by sticking the shapes

