

LESSON PLAN

Level of grade : 4th grade Dwisakti Elementary School

Level of age : 9-10 years old

Kind of language skills : Vocabulary

Topic : Introduction of "Greetings & Farewell"

Objective :

- Student will be able to perform vocabulary about Greetings & Farewell in a short conversation every day

Reference: Widjayajaranarti, Sumarlinah dan Ernawaty Florentina, *English for Elementary School of 4th Grade*, Jakarta: PT Grasindo, 2003.

Equipment : chalk, textbook

Techniques

Appetizer : Teacher greets the students and explain about the lesson and topic they learn in that day (2 minutes).

Main course :

- Teacher reads a dialogue to the students and teaches them how to pronounce it well and the students repeat what the teacher says (13 minutes)
- Teacher reads and translates expressions and vocabularies about Greetings & Farewell, then asks the students to repeat the words (15 minutes)
- Teacher gives exercises to fill in the blanks with correct words to the students and check it (10 minutes)

Dessert :


- Teacher asks the students to practice a dialogue in pairs after understanding the lesson in front of the class (10 minutes)

Exercise



Fill in the blanks with correct words!

1.



a.m

Good _____ Andi.

2.



How _____ ?

Fine, _____



3.



Good morning _____.

_____, Tina.



4.



Good, _____ Rina.

_____ evening, Tono.



5.



Good _____, _____.

_____ afternoon, Madam.



6.



_____ evening, Ana.

Good _____, Doddy.



7.



Good evening, Father.

Good _____, Doddy.

_____ are you late?

There is _____



8.



_____ a _____, Uncle.

_____ Doddy!

and _____

Thank _____

_____ to see _____



FAREWELL

Dialogs

Dialogs




Listen and repeat after your teacher!

1. At Home



2. In the Classroom



Exercises

EVALUATION FORM

1. Learn by heart. Practice the dialog in front of the class!

Student A : Hello, _____ (your name)

Student B : Hi, _____. How are you?

Student A : Fine, thank you. And you?

Student B : Very well, thank you.


Student A : What are you doing here?

Student B : Waiting for a friend.

Student A : I must go now. Good bye!

Student B : Good bye, see you later.

2. At Home in the Evening



3. At School Park



Dialogs



Listen and repeat after your teacher!

1. On the Road







GREETINGS

Appendix 1

Dialog: At Home

Listen and repeat after your teacher!






Dialog: At School



Listen and repeat after your teacher!

Good morning, Doddy.
How are you?


Good morning, Miss Lina.
I'm very well, thank you.



Good morning, Nana.
Fine and you?

Good morning, Doddy.
How are you today?

I'm fine, too.





b. Make 8 sentences in your book!

Good

morning

father

mother

Doddy

madam


children

Miss Lina

Nana

Andi

Dialog: After School



Vocabulary

Listen and repeat after your teacher!

(Teacher can give dictation from the vocabulary)

" GREETINGS "

good morning	words
good afternoon	these
good evening	father
how are you?	mother
Today	children
Very well	madam
Fine	miss
Thank you	i
Please	you
Come in	we
Sit down	meeting
Nice to see you	at home
Why are you late?	At school
Writing task	and
Twice	I am
Three times	you are
Make	we are
Sentences	write
Uncle	greeting
There is a meeting	after school

Listen and repeat after your teacher!

(Teacher can give dictation from the vocabulary)

" FAREWELL "

Good bye	on the road
Good luck	at school park
Good night	honey
See you at noon	dear
See you tomorrow	five times
Be careful	Have a nice trip
You're welcome	Have a nice dream
Till we meet again	