

**Hasil Uji Validitas Motif Agresi dan Hambatan Agresi  
Teknik Korelasi Skor Item dengan Skor Total *Rank-Spearman***

**Motif Agresi**

**Nonparametric Correlations**

**Correlations**

|                |                         |                         | Total (Motif Agresi) |
|----------------|-------------------------|-------------------------|----------------------|
| Spearman's rho | ITEM10                  | Correlation Coefficient | ,269                 |
|                | ITEM14                  | Correlation Coefficient | ,342                 |
|                | ITEM39                  | Correlation Coefficient | ,204                 |
|                | ITEM57                  | Correlation Coefficient | ,345                 |
|                | ITEM1                   | Correlation Coefficient | ,429                 |
|                | ITEM53                  | Correlation Coefficient | ,307                 |
|                | ITEM55                  | Correlation Coefficient | ,481                 |
|                | ITEM28                  | Correlation Coefficient | ,489                 |
|                | ITEM29                  | Correlation Coefficient | ,484                 |
|                | ITEM31                  | Correlation Coefficient | ,704                 |
|                | ITEM42                  | Correlation Coefficient | ,679                 |
|                | ITEM43                  | Correlation Coefficient | ,681                 |
|                | ITEM44                  | Correlation Coefficient | ,616                 |
|                | ITEM6                   | Correlation Coefficient | ,158                 |
|                | ITEM27                  | Correlation Coefficient | ,370                 |
|                | ITEM33                  | Correlation Coefficient | ,546                 |
|                | ITEM37                  | Correlation Coefficient | ,184                 |
|                | ITEM40                  | Correlation Coefficient | ,264                 |
|                | ITEM46                  | Correlation Coefficient | ,102                 |
|                | ITEM47                  | Correlation Coefficient | ,602                 |
|                | ITEM48                  | Correlation Coefficient | ,291                 |
|                | ITEM4                   | Correlation Coefficient | ,142                 |
|                | ITEM21                  | Correlation Coefficient | ,349                 |
|                | ITEM45                  | Correlation Coefficient | ,501                 |
|                | ITEM3                   | Correlation Coefficient | ,108                 |
|                | ITEM9                   | Correlation Coefficient | ,329                 |
|                | ITEM12                  | Correlation Coefficient | ,381                 |
|                | ITEM18                  | Correlation Coefficient | ,115                 |
|                | ITEM19                  | Correlation Coefficient | ,547                 |
|                | ITEM23                  | Correlation Coefficient | ,542                 |
| ITEM51         | Correlation Coefficient | ,439                    |                      |
| ITEM54         | Correlation Coefficient | ,190                    |                      |

## Hambatan Agresi

### Nonparametric Correlations

#### Correlations

|                |        |                         | Total<br>(Hambatan<br>Agresi) |
|----------------|--------|-------------------------|-------------------------------|
| Spearman's rho | ITEM2  | Correlation Coefficient | ,397                          |
|                | ITEM16 | Correlation Coefficient | ,631                          |
|                | ITEM20 | Correlation Coefficient | ,145                          |
|                | ITEM24 | Correlation Coefficient | ,174                          |
|                | ITEM25 | Correlation Coefficient | ,199                          |
|                | ITEM30 | Correlation Coefficient | ,409                          |
|                | ITEM32 | Correlation Coefficient | ,153                          |
|                | ITEM35 | Correlation Coefficient | ,226                          |
|                | ITEM36 | Correlation Coefficient | ,271                          |
|                | ITEM38 | Correlation Coefficient | ,286                          |
|                | ITEM41 | Correlation Coefficient | ,472                          |
|                | ITEM50 | Correlation Coefficient | ,393                          |
|                | ITEM58 | Correlation Coefficient | ,185                          |
|                | ITEM59 | Correlation Coefficient | ,386                          |
|                | ITEM5  | Correlation Coefficient | ,510                          |
|                | ITEM7  | Correlation Coefficient | ,283                          |
|                | ITEM8  | Correlation Coefficient | ,434                          |
|                | ITEM15 | Correlation Coefficient | ,760                          |
|                | ITEM17 | Correlation Coefficient | ,522                          |
|                | ITEM22 | Correlation Coefficient | ,670                          |
|                | ITEM26 | Correlation Coefficient | ,358                          |
|                | ITEM56 | Correlation Coefficient | ,312                          |
|                | ITEM11 | Correlation Coefficient | ,614                          |
|                | ITEM13 | Correlation Coefficient | ,121                          |
|                | ITEM34 | Correlation Coefficient | ,360                          |
|                | ITEM49 | Correlation Coefficient | ,179                          |
|                | ITEM52 | Correlation Coefficient | ,475                          |
|                | ITEM60 | Correlation Coefficient | ,394                          |

Item valid jika Koefisien Korelasi *Rank-Spearman* antara skor item dengan skor totalnya positif (Mueller, 1986: 58). Hasil uji validitas menunjukkan bahwa:

- Seluruh item yang digunakan untuk mengukur Motif Agresi **valid**.
- Seluruh item yang digunakan untuk mengukur Hambatan Agresi **valid**.

Semakin tinggi nilai Koefisien Korelasi *Rank-Spearman* suatu item menunjukkan semakin tingginya validitas item tersebut.

## Hasil Uji Reliabilitas Motif Agresi dan Hambatan Agresi Teknik Belah-Dua (Split-Half) *Spearman-Brown*

### Motif Agresi

#### Nonparametric Correlations

##### Correlations

|                |                             |                         | Total Genap<br>(Motif Agresi) |
|----------------|-----------------------------|-------------------------|-------------------------------|
| Spearman's rho | Total Ganjil (Motif Agresi) | Correlation Coefficient | ,739                          |
|                |                             | N                       | 30                            |

### Hambatan Agresi

#### Nonparametric Correlations

##### Correlations

|                |                                   |                         | Total Genap<br>(Hambatan<br>Agresi) |
|----------------|-----------------------------------|-------------------------|-------------------------------------|
| Spearman's rho | Total Ganjil<br>(Hambatan Agresi) | Correlation Coefficient | ,600                                |
|                |                                   | N                       | 30                                  |

Instrumen reliabel jika Koefisien Reliabilitas *Spearman-Brown* bernilai positif (Mueller, 1986: 58). Koefisien korelasi *Rank-Spearman* antara skor total belahan ganjil dengan skor total belahan genap: Motif Agresi:  $r_{1/2,1/2} = 0,739$  dan

Hambatan Agresi:  $r_{1/2,1/2} = 0,600$

Koefisien Reliabilitas *Spearman-Brown* (Arikunto, 1998):  $r_{1,1} = (2 \times r_{1/2,1/2}) / (1 + r_{1/2,1/2})$

Motif Agresi:  $r_{1,1} = (2 \times 0,739) / (1 + 0,739) = 0,850$  (positif)

Hambatan Agresi:  $r_{1,1} = (2 \times 0,600) / (1 + 0,600) = 0,750$  (positif)

Hasil uji reliabilitas menunjukkan bahwa instrumen Motif Agresi dan Hambatan Agresi adalah **reliabel**.

Semakin tinggi nilai koefisien reliabilitas suatu instrumen menunjukkan semakin tingginya kehandalan instrumen tsb.

Mueller, Daniel J. 1986. *Measuring Social Attitudes: A Handbook for Researchers & Practitioners*. Teacher College Press, Columbia University, New York.

Arikunto, Suharsimi. 1998. *Prosedur Penelitian: Suatu Pendekatan Praktek*. Rineka Cipta, Jakarta.

Diolah dengan SPSS (Statistical Product & Service Solutions) for Windows Release 11

**Frequencies**  
**Komponen A1**

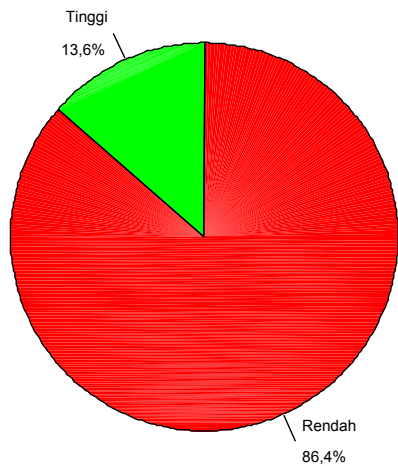
**Statistics**

Komponen A1

|   |         |     |
|---|---------|-----|
| N | Valid   | 147 |
|   | Missing | 0   |

**Komponen A1**

|       |        | Frequency | Percent | Valid Percent | Cumulative Percent |
|-------|--------|-----------|---------|---------------|--------------------|
| Valid | Rendah | 127       | 86,4    | 86,4          | 86,4               |
|       | Tinggi | 20        | 13,6    | 13,6          | 100,0              |
|       | Total  | 147       | 100,0   | 100,0         |                    |



## Komponen B2

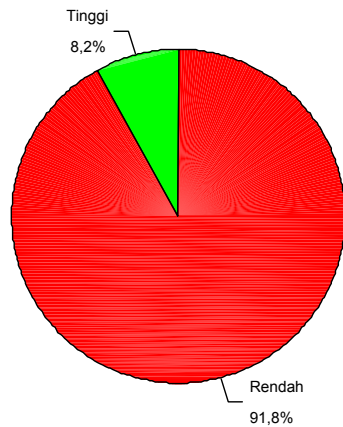
### Statistics

Komponen B2

|   |         |     |
|---|---------|-----|
| N | Valid   | 147 |
|   | Missing | 0   |

### Komponen B2

|       |        | Frequency | Percent | Valid Percent | Cumulative Percent |
|-------|--------|-----------|---------|---------------|--------------------|
| Valid | Rendah | 135       | 91,8    | 91,8          | 91,8               |
|       | Tinggi | 12        | 8,2     | 8,2           | 100,0              |
|       | Total  | 147       | 100,0   | 100,0         |                    |



### Komponen B3

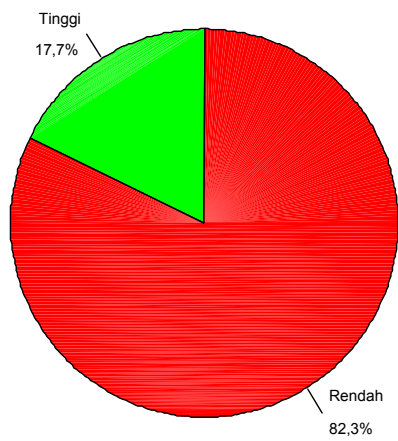
#### Statistics

Komponen B3

|   |         |     |
|---|---------|-----|
| N | Valid   | 147 |
|   | Missing | 0   |

#### Komponen B3

|       |        | Frequency | Percent | Valid Percent | Cumulative Percent |
|-------|--------|-----------|---------|---------------|--------------------|
| Valid | Rendah | 121       | 82,3    | 82,3          | 82,3               |
|       | Tinggi | 26        | 17,7    | 17,7          | 100,0              |
|       | Total  | 147       | 100,0   | 100,0         |                    |



## Komponen B4

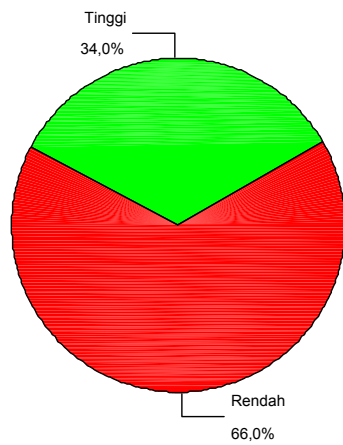
### Statistics

Komponen B4

|   |         |     |
|---|---------|-----|
| N | Valid   | 147 |
|   | Missing | 0   |

### Komponen B4

|       |        | Frequency | Percent | Valid Percent | Cumulative Percent |
|-------|--------|-----------|---------|---------------|--------------------|
| Valid | Rendah | 97        | 66,0    | 66,0          | 66,0               |
|       | Tinggi | 50        | 34,0    | 34,0          | 100,0              |
|       | Total  | 147       | 100,0   | 100,0         |                    |



## Komponen C5

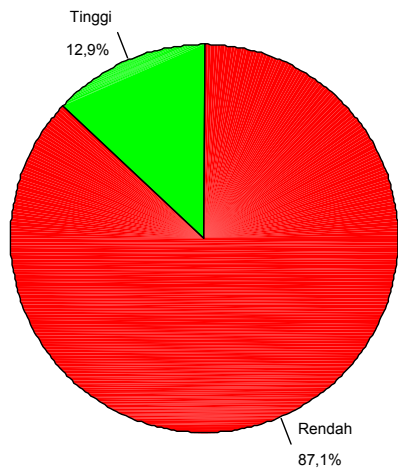
### Statistics

Komponen C5

|   |         |     |
|---|---------|-----|
| N | Valid   | 147 |
|   | Missing | 0   |

### Komponen C5

|       |        | Frequency | Percent | Valid Percent | Cumulative Percent |
|-------|--------|-----------|---------|---------------|--------------------|
| Valid | Rendah | 128       | 87,1    | 87,1          | 87,1               |
|       | Tinggi | 19        | 12,9    | 12,9          | 100,0              |
|       | Total  | 147       | 100,0   | 100,0         |                    |





## Komponen C6

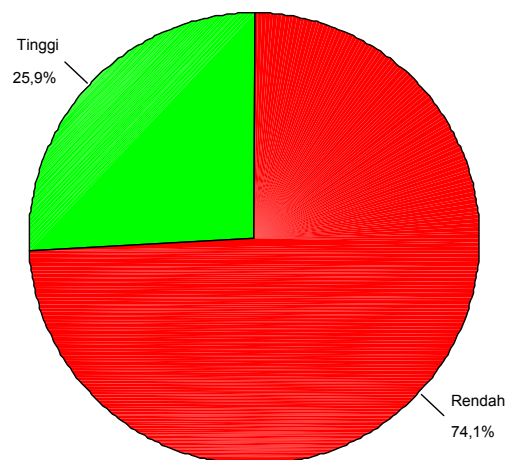
### Statistics

Komponen C6

|   |         |     |
|---|---------|-----|
| N | Valid   | 147 |
|   | Missing | 0   |

### Komponen C6

|       |        | Frequency | Percent | Valid Percent | Cumulative Percent |
|-------|--------|-----------|---------|---------------|--------------------|
| Valid | Rendah | 109       | 74,1    | 74,1          | 74,1               |
|       | Tinggi | 38        | 25,9    | 25,9          | 100,0              |
|       | Total  | 147       | 100,0   | 100,0         |                    |



### Komponen D7

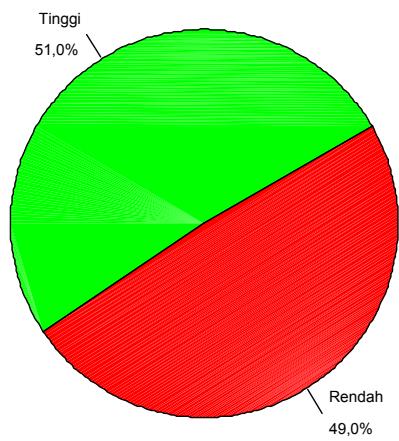
#### Statistics

Komponen D7

|   |         |     |
|---|---------|-----|
| N | Valid   | 147 |
|   | Missing | 0   |

#### Komponen D7

|       |        | Frequency | Percent | Valid Percent | Cumulative Percent |
|-------|--------|-----------|---------|---------------|--------------------|
| Valid | Rendah | 72        | 49,0    | 49,0          | 49,0               |
|       | Tinggi | 75        | 51,0    | 51,0          | 100,0              |
|       | Total  | 147       | 100,0   | 100,0         |                    |



## Komponen E8

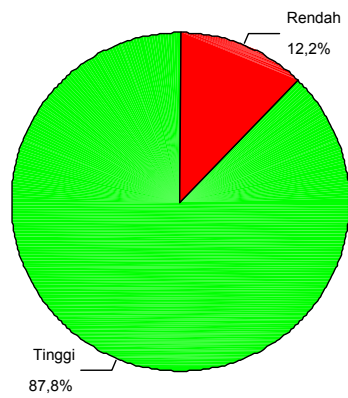
### Statistics

Komponen E8

|   |         |     |
|---|---------|-----|
| N | Valid   | 147 |
|   | Missing | 0   |

### Komponen E8

|       |        | Frequency | Percent | Valid Percent | Cumulative Percent |
|-------|--------|-----------|---------|---------------|--------------------|
| Valid | Rendah | 18        | 12,2    | 12,2          | 12,2               |
|       | Tinggi | 129       | 87,8    | 87,8          | 100,0              |
|       | Total  | 147       | 100,0   | 100,0         |                    |



## Komponen F9

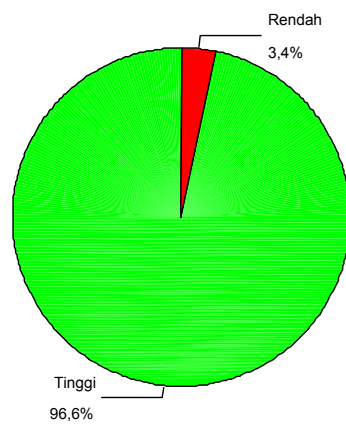
### Statistics

Komponen F9

|   |         |     |
|---|---------|-----|
| N | Valid   | 147 |
|   | Missing | 0   |

### Komponen F9

|       |        | Frequency | Percent | Valid Percent | Cumulative Percent |
|-------|--------|-----------|---------|---------------|--------------------|
| Valid | Rendah | 5         | 3,4     | 3,4           | 3,4                |
|       | Tinggi | 142       | 96,6    | 96,6          | 100,0              |
|       | Total  | 147       | 100,0   | 100,0         |                    |



## Kekuatan Motif Agresi

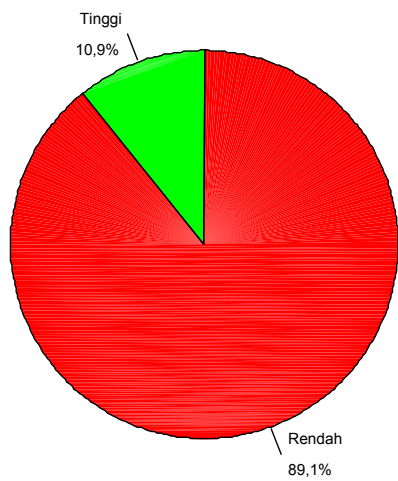
### Statistics

Kekuatan Motif Agresi

|   |         |     |
|---|---------|-----|
| N | Valid   | 147 |
|   | Missing | 0   |

### Kekuatan Motif Agresi

|       |        | Frequency | Percent | Valid Percent | Cumulative Percent |
|-------|--------|-----------|---------|---------------|--------------------|
| Valid | Rendah | 131       | 89,1    | 89,1          | 89,1               |
|       | Tinggi | 16        | 10,9    | 10,9          | 100,0              |
|       | Total  | 147       | 100,0   | 100,0         |                    |



## Hambatan Agresi

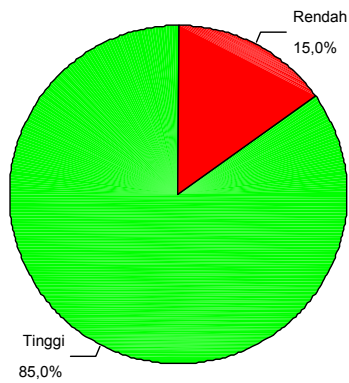
### Statistics

Hambatan Agresi

|   |         |     |
|---|---------|-----|
| N | Valid   | 147 |
|   | Missing | 0   |

### Hambatan Agresi

|       |        | Frequency | Percent | Valid Percent | Cumulative Percent |
|-------|--------|-----------|---------|---------------|--------------------|
| Valid | Rendah | 22        | 15,0    | 15,0          | 15,0               |
|       | Tinggi | 125       | 85,0    | 85,0          | 100,0              |
|       | Total  | 147       | 100,0   | 100,0         |                    |



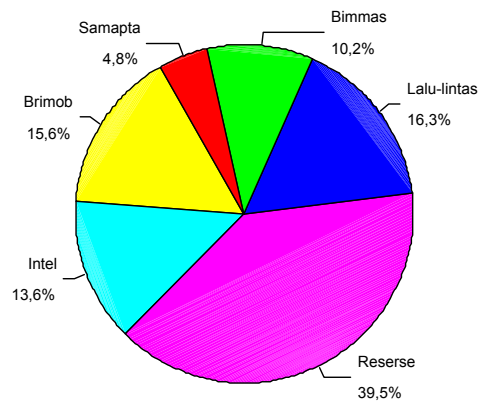
**Frequencies  
Bidang Tugas**

**Statistics**

| Bidang Tugas |         |     |
|--------------|---------|-----|
| N            | Valid   | 147 |
|              | Missing | 0   |

**Bidang Tugas**

|       |             | Frequency | Percent | Valid Percent | Cumulative Percent |
|-------|-------------|-----------|---------|---------------|--------------------|
| Valid | Samapta     | 7         | 4,8     | 4,8           | 4,8                |
|       | Bimmas      | 15        | 10,2    | 10,2          | 15,0               |
|       | Lalu-lintas | 24        | 16,3    | 16,3          | 31,3               |
|       | Reserse     | 58        | 39,5    | 39,5          | 70,7               |
|       | Intel       | 20        | 13,6    | 13,6          | 84,4               |
|       | Brimob      | 23        | 15,6    | 15,6          | 100,0              |
|       | Total       | 147       | 100,0   | 100,0         |                    |



## Pangkat

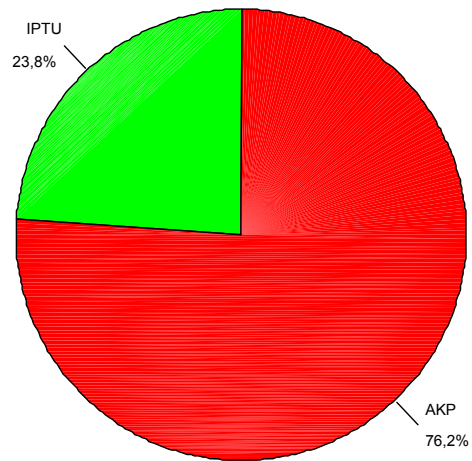
### Statistics

Pangkat

|   |         |     |
|---|---------|-----|
| N | Valid   | 147 |
|   | Missing | 0   |

### Pangkat

|       |       | Frequency | Percent | Valid Percent | Cumulative Percent |
|-------|-------|-----------|---------|---------------|--------------------|
| Valid | AKP   | 112       | 76,2    | 76,2          | 76,2               |
|       | IPTU  | 35        | 23,8    | 23,8          | 100,0              |
|       | Total | 147       | 100,0   | 100,0         |                    |





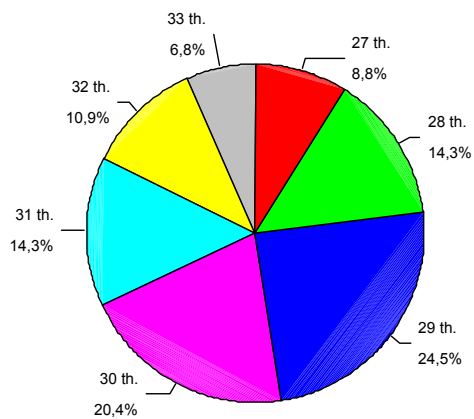
## Usia

### Statistics

| Usia |         |     |
|------|---------|-----|
| N    | Valid   | 147 |
|      | Missing | 0   |

### Usia

|       |        | Frequency | Percent | Valid Percent | Cumulative Percent |
|-------|--------|-----------|---------|---------------|--------------------|
| Valid | 27 th. | 13        | 8,8     | 8,8           | 8,8                |
|       | 28 th. | 21        | 14,3    | 14,3          | 23,1               |
|       | 29 th. | 36        | 24,5    | 24,5          | 47,6               |
|       | 30 th. | 30        | 20,4    | 20,4          | 68,0               |
|       | 31 th. | 21        | 14,3    | 14,3          | 82,3               |
|       | 32 th. | 16        | 10,9    | 10,9          | 93,2               |
|       | 33 th. | 10        | 6,8     | 6,8           | 100,0              |
|       | Total  | 147       | 100,0   | 100,0         |                    |



## Lama Bertugas

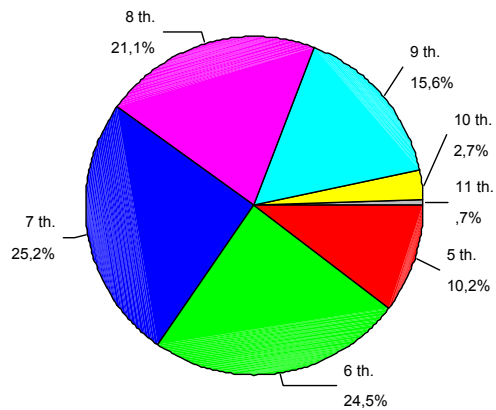
### Statistics

Lama Bertugas

|   |         |     |
|---|---------|-----|
| N | Valid   | 147 |
|   | Missing | 0   |

### Lama Bertugas

|       |        | Frequency | Percent | Valid Percent | Cumulative Percent |
|-------|--------|-----------|---------|---------------|--------------------|
| Valid | 5 th.  | 15        | 10,2    | 10,2          | 10,2               |
|       | 6 th.  | 36        | 24,5    | 24,5          | 34,7               |
|       | 7 th.  | 37        | 25,2    | 25,2          | 59,9               |
|       | 8 th.  | 31        | 21,1    | 21,1          | 81,0               |
|       | 9 th.  | 23        | 15,6    | 15,6          | 96,6               |
|       | 10 th. | 4         | 2,7     | 2,7           | 99,3               |
|       | 11 th. | 1         | ,7      | ,7            | 100,0              |
|       | Total  | 147       | 100,0   | 100,0         |                    |



## Status Marital

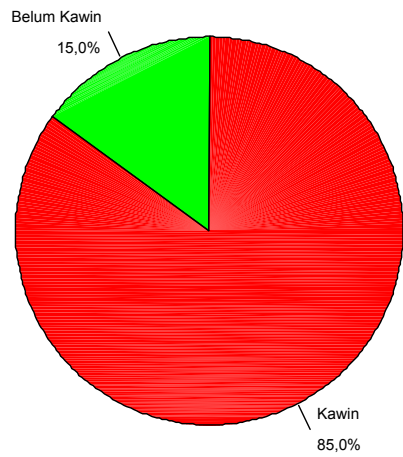
### Statistics

Status Marital

|   |         |     |
|---|---------|-----|
| N | Valid   | 147 |
|   | Missing | 0   |

### Status Marital

|       |             | Frequency | Percent | Valid Percent | Cumulative Percent |
|-------|-------------|-----------|---------|---------------|--------------------|
| Valid | Kawin       | 125       | 85,0    | 85,0          | 85,0               |
|       | Belum Kawin | 22        | 15,0    | 15,0          | 100,0              |
|       | Total       | 147       | 100,0   | 100,0         |                    |



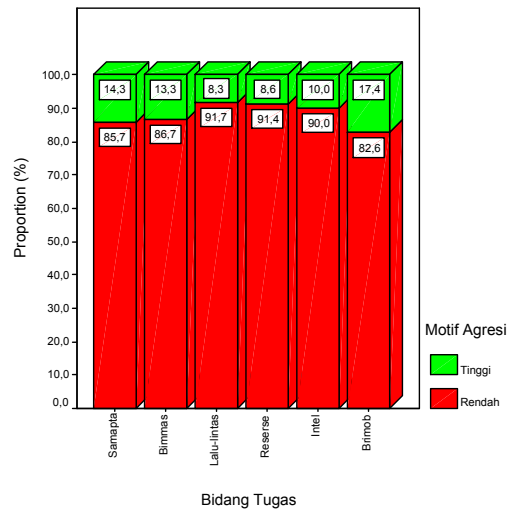
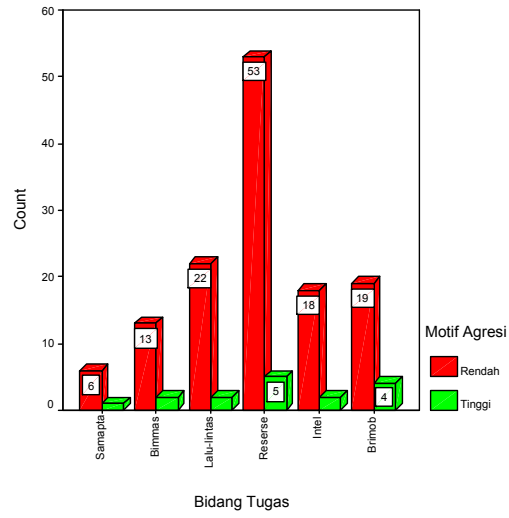
**Crosstabs**

**Case Processing Summary**

|   | Cases |         |         |         |       |         |
|---|-------|---------|---------|---------|-------|---------|
|   | Valid |         | Missing |         | Total |         |
|   | N     | Percent | N       | Percent | N     | Percent |
| Bidang Tugas *<br>Kekuatan Motif Agresi | 147   | 100,0%  | 0       | ,0%     | 147   | 100,0%  |

**Bidang Tugas \* Kekuatan Motif Agresi Crosstabulation**

|              |                                |                                | Kekuatan Motif Agresi |        | Total  |
|--------------|--------------------------------|--------------------------------|-----------------------|--------|--------|
|              |                                |                                | Rendah                | Tinggi |        |
| Bidang Tugas | Samapta                        | Count                          | 6                     | 1      | 7      |
|              |                                | % within Bidang Tugas          | 85,7%                 | 14,3%  | 100,0% |
|              |                                | % within Kekuatan Motif Agresi | 4,6%                  | 6,3%   | 4,8%   |
|              |                                | % of Total                     | 4,1%                  | ,7%    | 4,8%   |
|              | Bimmas                         | Count                          | 13                    | 2      | 15     |
|              |                                | % within Bidang Tugas          | 86,7%                 | 13,3%  | 100,0% |
|              |                                | % within Kekuatan Motif Agresi | 9,9%                  | 12,5%  | 10,2%  |
|              |                                | % of Total                     | 8,8%                  | 1,4%   | 10,2%  |
|              | Lalu-lintas                    | Count                          | 22                    | 2      | 24     |
|              |                                | % within Bidang Tugas          | 91,7%                 | 8,3%   | 100,0% |
|              |                                | % within Kekuatan Motif Agresi | 16,8%                 | 12,5%  | 16,3%  |
|              |                                | % of Total                     | 15,0%                 | 1,4%   | 16,3%  |
|              | Reserse                        | Count                          | 53                    | 5      | 58     |
|              |                                | % within Bidang Tugas          | 91,4%                 | 8,6%   | 100,0% |
|              |                                | % within Kekuatan Motif Agresi | 40,5%                 | 31,3%  | 39,5%  |
|              |                                | % of Total                     | 36,1%                 | 3,4%   | 39,5%  |
| Intel        | Count                          | 18                             | 2                     | 20     |        |
|              | % within Bidang Tugas          | 90,0%                          | 10,0%                 | 100,0% |        |
|              | % within Kekuatan Motif Agresi | 13,7%                          | 12,5%                 | 13,6%  |        |
|              | % of Total                     | 12,2%                          | 1,4%                  | 13,6%  |        |
| Brimob       | Count                          | 19                             | 4                     | 23     |        |
|              | % within Bidang Tugas          | 82,6%                          | 17,4%                 | 100,0% |        |
|              | % within Kekuatan Motif Agresi | 14,5%                          | 25,0%                 | 15,6%  |        |
|              | % of Total                     | 12,9%                          | 2,7%                  | 15,6%  |        |
| Total        | Count                          | 131                            | 16                    | 147    |        |
|              | % within Bidang Tugas          | 89,1%                          | 10,9%                 | 100,0% |        |
|              | % within Kekuatan Motif Agresi | 100,0%                         | 100,0%                | 100,0% |        |
|              | % of Total                     | 89,1%                          | 10,9%                 | 100,0% |        |



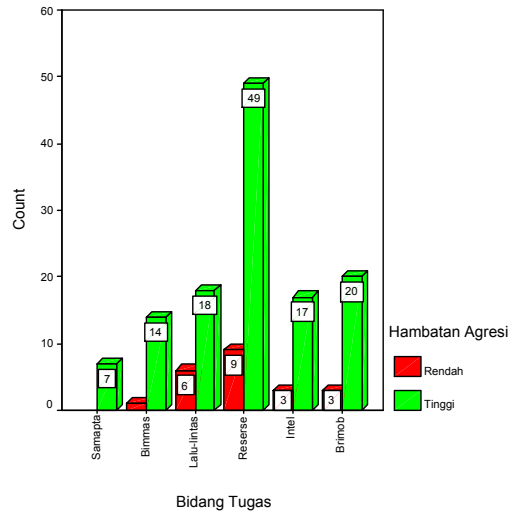
**Crosstabs**

**Case Processing Summary**

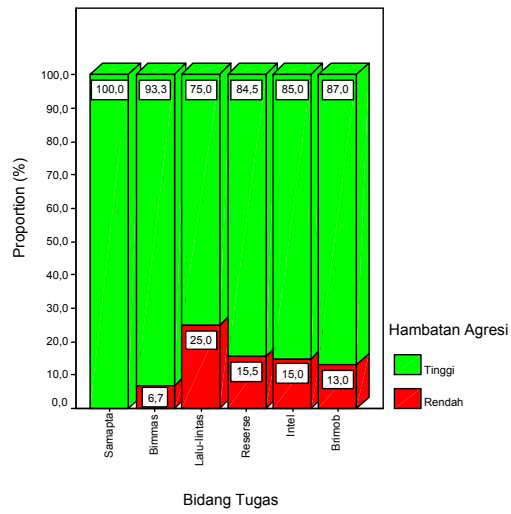
|                                   | Cases |         |         |         |       |         |
|-----------------------------------|-------|---------|---------|---------|-------|---------|
|                                   | Valid |         | Missing |         | Total |         |
|                                   | N     | Percent | N       | Percent | N     | Percent |
| Bidang Tugas *<br>Hambatan Agresi | 147   | 100,0%  | 0       | ,0%     | 147   | 100,0%  |

**Bidang Tugas \* Hambatan Agresi Crosstabulation**

|              |             |                          | Hambatan Agresi |        | Total  |
|--------------|-------------|--------------------------|-----------------|--------|--------|
|              |             |                          | Rendah          | Tinggi |        |
| Bidang Tugas | Samapta     | Count                    |                 | 7      | 7      |
|              |             | % within Bidang Tugas    |                 | 100,0% | 100,0% |
|              |             | % within Hambatan Agresi |                 | 5,6%   | 4,8%   |
|              |             | % of Total               |                 | 4,8%   | 4,8%   |
|              | Bimmas      | Count                    | 1               | 14     | 15     |
|              |             | % within Bidang Tugas    | 6,7%            | 93,3%  | 100,0% |
|              |             | % within Hambatan Agresi | 4,5%            | 11,2%  | 10,2%  |
|              |             | % of Total               | ,7%             | 9,5%   | 10,2%  |
|              | Lalu-lintas | Count                    | 6               | 18     | 24     |
|              |             | % within Bidang Tugas    | 25,0%           | 75,0%  | 100,0% |
|              |             | % within Hambatan Agresi | 27,3%           | 14,4%  | 16,3%  |
|              |             | % of Total               | 4,1%            | 12,2%  | 16,3%  |
|              | Reserse     | Count                    | 9               | 49     | 58     |
|              |             | % within Bidang Tugas    | 15,5%           | 84,5%  | 100,0% |
|              |             | % within Hambatan Agresi | 40,9%           | 39,2%  | 39,5%  |
|              |             | % of Total               | 6,1%            | 33,3%  | 39,5%  |
|              | Intel       | Count                    | 3               | 17     | 20     |
|              |             | % within Bidang Tugas    | 15,0%           | 85,0%  | 100,0% |
|              |             | % within Hambatan Agresi | 13,6%           | 13,6%  | 13,6%  |
|              |             | % of Total               | 2,0%            | 11,6%  | 13,6%  |
|              | Brimob      | Count                    | 3               | 20     | 23     |
|              |             | % within Bidang Tugas    | 13,0%           | 87,0%  | 100,0% |
|              |             | % within Hambatan Agresi | 13,6%           | 16,0%  | 15,6%  |
|              |             | % of Total               | 2,0%            | 13,6%  | 15,6%  |
| Total        |             | Count                    | 22              | 125    | 147    |
|              |             | % within Bidang Tugas    | 15,0%           | 85,0%  | 100,0% |
|              |             | % within Hambatan Agresi | 100,0%          | 100,0% | 100,0% |
|              |             | % of Total               | 15,0%           | 85,0%  | 100,0% |



Bidang Tugas



Bidang Tugas