

**LAMPIRAN 1**  
**HASIL PENELITIAN**

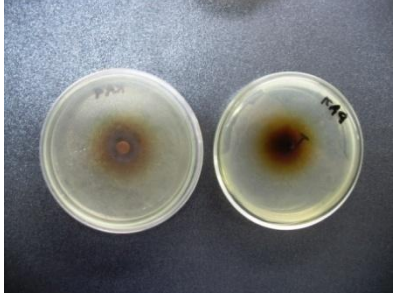
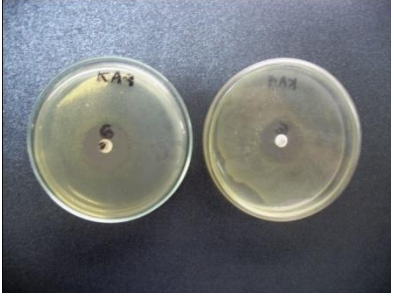
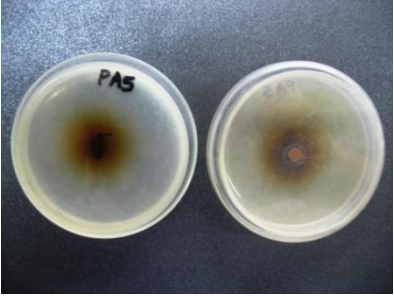
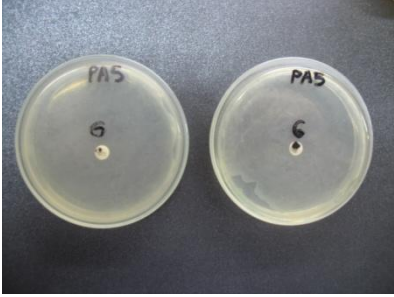
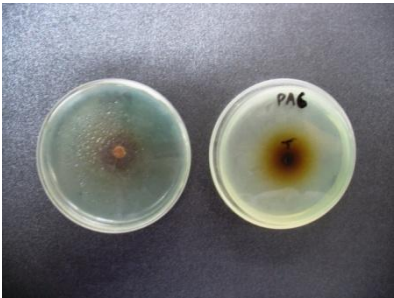

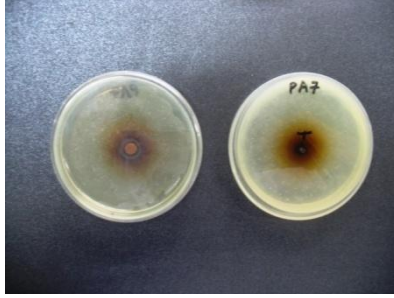

Nomor	Spesies	Teh 15 $\mu$ (mm)	Teh 15 $\mu$ (mm)	Antibiotik (mm)	Antibiotik (mm)
1	<i>Proteus morgagni</i>	12	11.9	16.7	15.8
2	<i>Proteus morgagni</i>	11.6	13.8	19.2	17.8
3	<i>Klebsiella aerogenes</i>	10.3	10.6	7.8	7.8
4	<i>Klebsiella aerogenes</i>	13.1	14.8	18.4	19
5	<i>Pseudomonas aeruginosa</i>	12.6	12.3	0	0
6	<i>Pseudomonas aeruginosa</i>	11.9	10.3	20.7	22.3
7	<i>Pseudomonas aeruginosa</i>	12.1	12.8	0	0
8	<i>Staphylococcus aureus</i>	20.3	21.3	25.9	25.6
9	<i>Staphylococcus aureus</i>	19.2	19.1	18.7	18.9
10	<i>Staphylococcus aureus</i>	18.1	19.7	23.0	21.8
11	<i>Staphylococcus aureus</i>	20.8	20.9	22.4	22.7
12	<i>Staphylococcus aureus</i>	18.3	18.6	23.0	20.8
13	<i>Staphylococcus aureus</i>	18.2	18.9	24.3	25.1
14	<i>Staphylococcus aureus</i>	18.6	19.2	24.8	26.2
15	<i>Staphylococcus aureus</i>	22.0	21.3	29.5	28.3
16	<i>Staphylococcus aureus</i>	18.4	19.8	24.0	22.1
17	<i>Staphylococcus aureus</i>	19.6	18.7	23.2	22.6

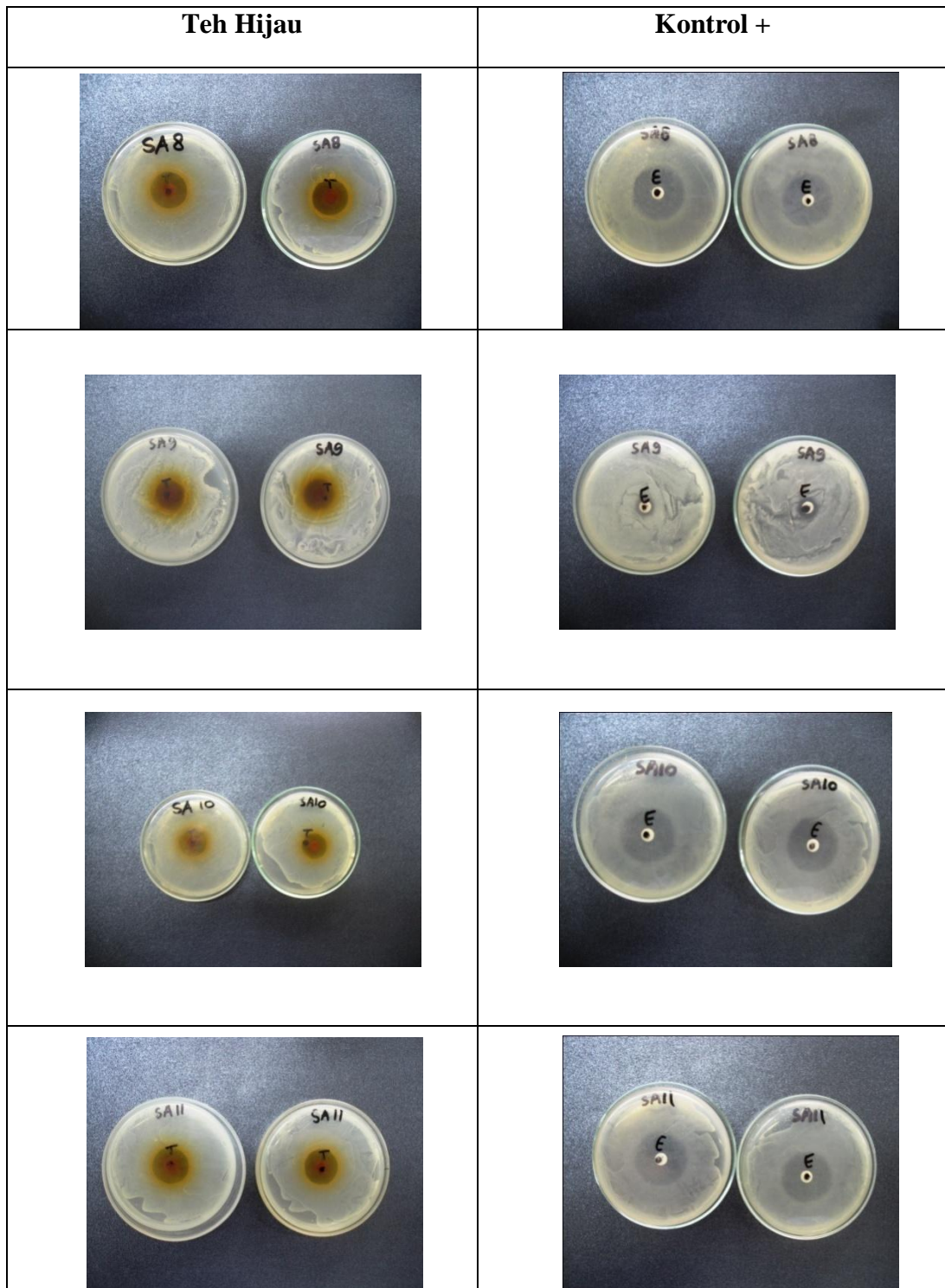
18	<i>Escherichia coli</i>	13.5	12.8	7.3	6.7
19	<i>Escherichia coli</i>	13.4	11.2	17.0	18.1
20	<i>Escherichia coli</i>	13.7	14.9	7.7	8.3
21	<i>Escherichia coli</i>	10.7	10.2	9.8	10.3
22	<i>Escherichia coli</i>	11.1	11.2	11.4	11.4
23	<i>Escherichia coli</i>	13.7	12.4	23.3	21.4
*1	<i>Staphylococcus aureus</i>	20.4	21.0	24.9	22.7
*2	<i>Staphylococcus aureus</i>	20.3	24.8	27.2	28.1
*3	<i>Staphylococcus aureus</i>	23.3	20.2	18.1	20.8
*4	<i>Staphylococcus aureus</i>	18.9	18.6	20.9	23.4
O5	<i>Escherichia coli</i>	13.4	13.6	8.8	7.4
O6	<i>Escherichia coli</i>	13.9	12.4	20.9	21.0
O7	<i>Escherichia coli</i>	10.3	10.7	16.5	16.7

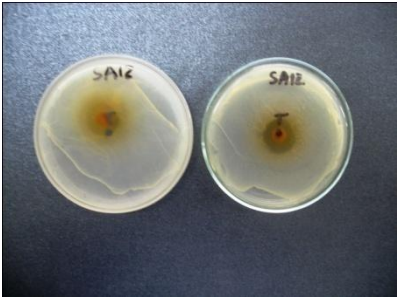
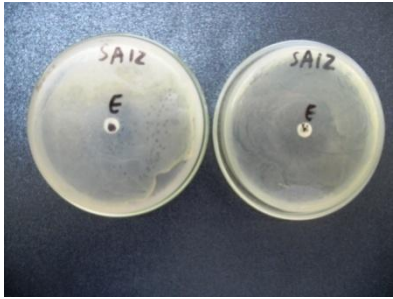
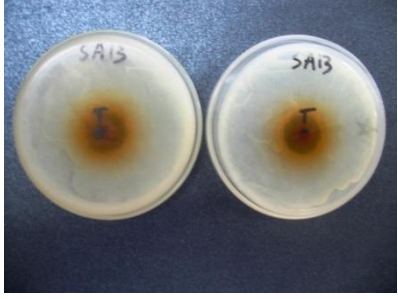

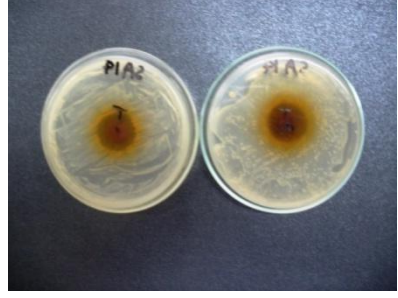

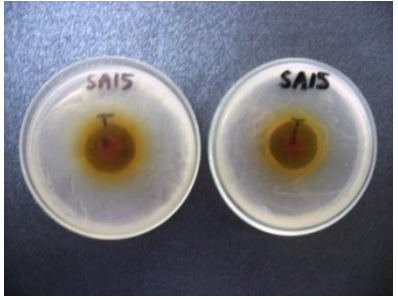

---

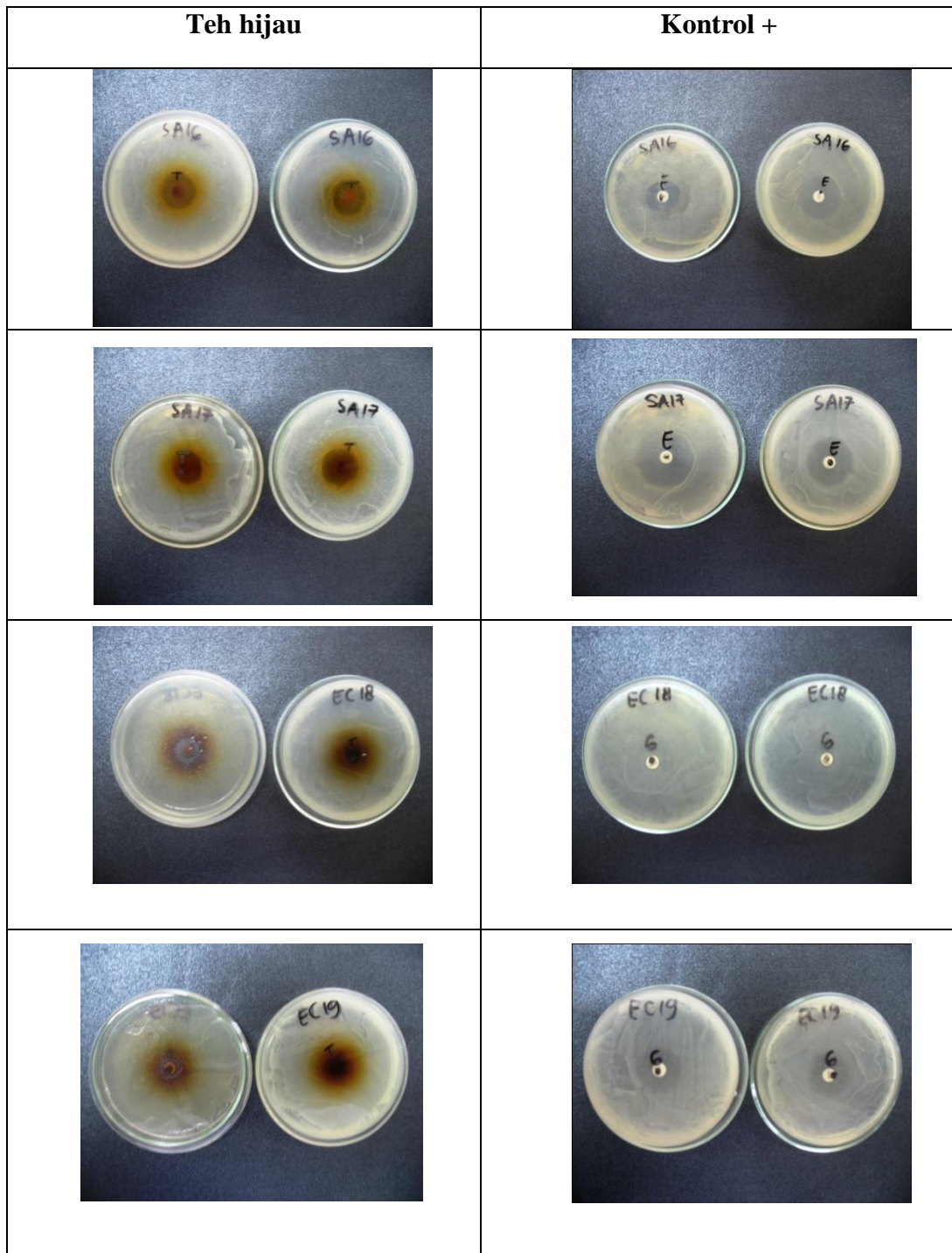
**LAMPIRAN 2**  
**FOTO PENELITIAN**

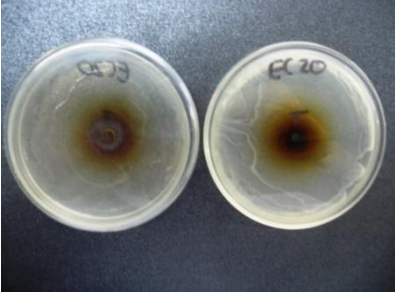

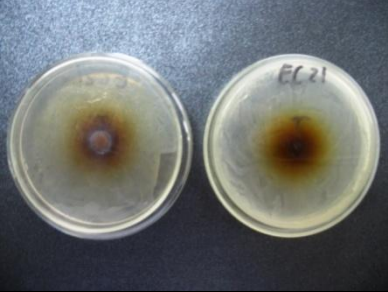

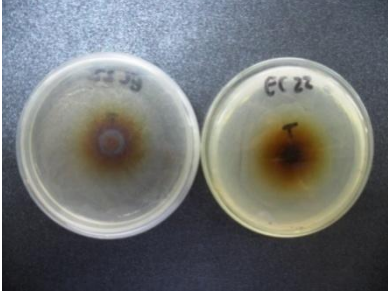

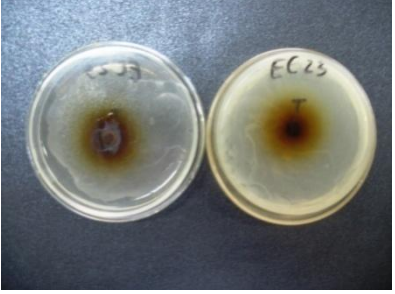

<b>Teh Hijau</b>	<b>Kontrol +</b>
	
	
	

<b>Teh hijau</b>	<b>Kontrol +</b>
	
	
	
	

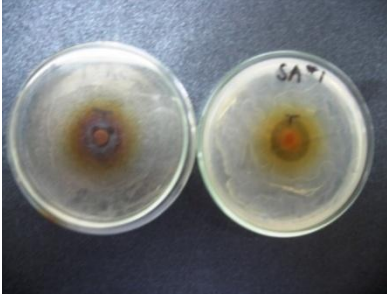
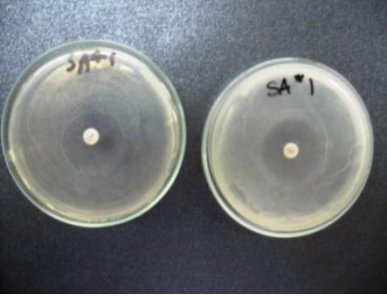
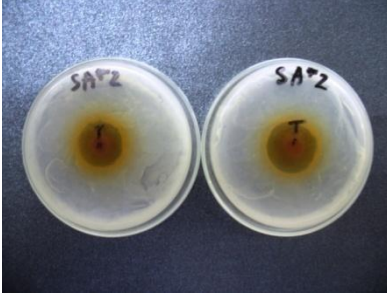
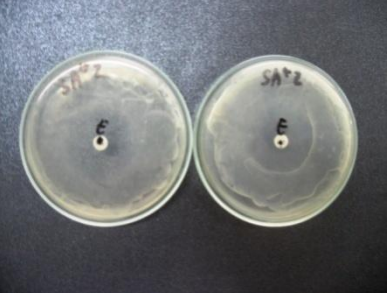
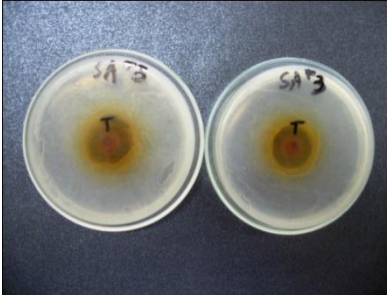

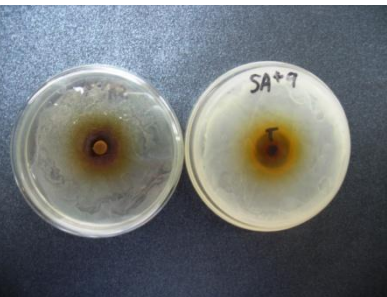



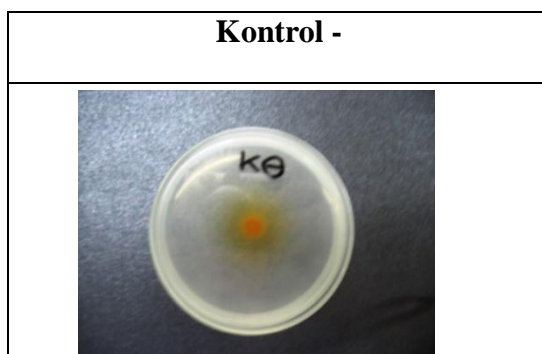
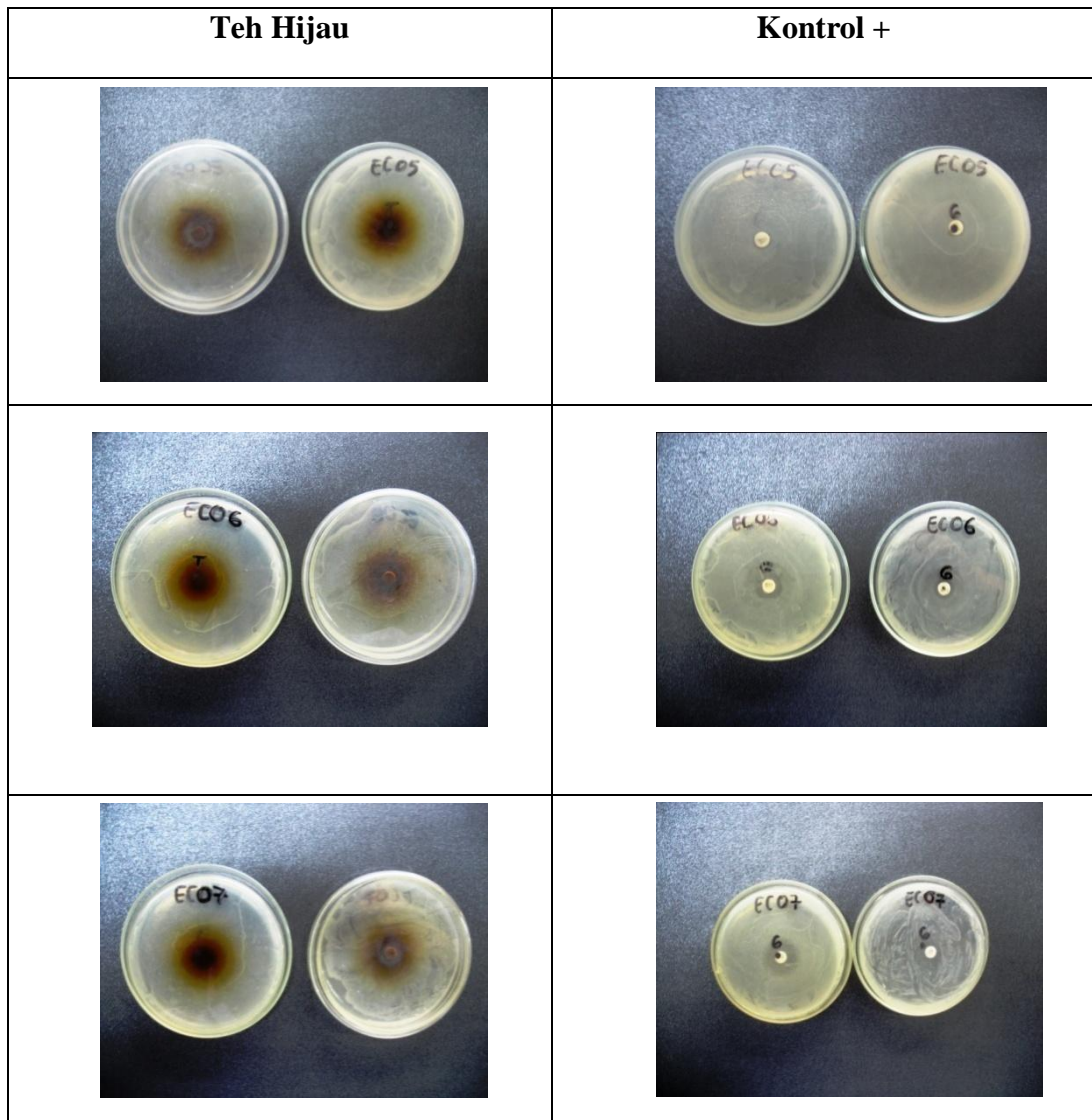
Teh Hijau	Kontrol +
	
	
	
	



<b>Teh Hijau</b>	<b>Kontrol +</b>
	
	
	
	



<b>Teh Hijau</b>	<b>Kontrol +</b>
	
	
	
	



## RIWAYAT HIDUP PENULIS

Nama : Agnes Setiawan

Nomor Pokok Mahasiswa : 0810001

Tempat dan Tanggal Lahir : Tangerang, 2 April 1990

Alamat : Jalan Darma Sakti no 1a  
Perum Singgasana Pradana

Riwayat Pendidikan :

- 1999 Lulus TKK Gamaliel
- 2002 Lulus SDK Gamaliel
- 2005 Lulus SMPK Gamaliel
- 2008 Lulus SMAK I Bina Bakti
- 2008-sekarang Mahasiswa Fakultas Kedokteran Kristen Maranatha