



**SURAT TUGAS**  
**No. 553/FKG-UKM/VIII/2023**

Yang bertanda tangan di bawah ini

Nama : Dr. Ignatius Setiawan, drg., M.M.  
Jabatan : Dekan Fakultas Kedokteran Gigi UK.Maranatha

Dengan ini menugaskan kepada :

No	Nama Dosen	NIK
1	Dr. Vinna Kurniawati Sugiaman, drg., M.Kes., PBO., CMC.	120005
2	Harry Arifin Kaiin, drg., MH.Kes.	99000168

Melaksanakan Publikasi Jurnal "*Comparison Of 3% Mepivacaine And 2% Procaine In Local Anesthetics As Antibacterial Activity On The Growth Of Porphyromonas Gingivalis*" pada Agustus 2023 di Journal of International Dental and Medical Research (JIDMR).

Demikian agar tugas ini dilaksanakan dengan sebaik-baiknya.

Bandung, 04 Agustus 2023  
Dekan Fakultas Kedokteran Gigi  
Universitas Kristen Maranatha



FAKULTAS  
KEDOKTERAN GIGI  
Dr. Ignatius Setiawan, drg., M.M.  
NIK. 120010



---

**Contents of JIDMR 2023 – Vol.16 –  
No.3**

30/09/2023 /

**Journal of International Dental  
and Medical Research**

**E-ISSN: 1309-100X**



[<http://www.jidmr.com/journal/wp-content/uploads/2023/09/Cover-TIFF.tif>]

Cover page



[<http://www.jidmr.com/journal/wp-content/uploads/2023/09/PDF-Cover.pdf>]

Current Issue of JIDMR

Table of Contents 2023 Vol.16–  
No.3



[[http://www.jidmr.com/journal/wp-content/uploads/2023/09/0\\_3\\_16\\_1.pdf](http://www.jidmr.com/journal/wp-content/uploads/2023/09/0_3_16_1.pdf)]

**DENTISTRY****EXPERIMENTAL ARTICLE****1. Alteration of Cutting Edge of Scalpel Blades After Incising Animal Gingiva**

Antonio Díaz-Caballero, Arnulfo Tarón-Dunoyer,  
Beatriz Mayorca Cerpa

**Full Text** 

Pages 931-935

[[http://www.jidmr.com/journal/wp-content/uploads/2023/09/1-D23\\_2206\\_Arnulfo\\_Taron\\_Dunoyer\\_Colombia.pdf](http://www.jidmr.com/journal/wp-content/uploads/2023/09/1-D23_2206_Arnulfo_Taron_Dunoyer_Colombia.pdf)]

**EXPERIMENTAL ARTICLE****2. Biaxial Flexural Strength of Direct Composite Resins Using Different Light-Curing Times and Post-Cure Method**

Manuela Regina Gomes Machado, Larissa Costa de Souza Lima, Paulo Isaias Seraidarian, Guilherme Rocha Pereira, Camilla Lage Martins, Alberto Nogueira da Gama Antunes

**Full Text** 

Pages 936-942

[[http://www.jidmr.com/journal/wp-content/uploads/2023/09/2-D22\\_2090\\_Camilla\\_Lage\\_Martins\\_Brazil.pdf](http://www.jidmr.com/journal/wp-content/uploads/2023/09/2-D22_2090_Camilla_Lage_Martins_Brazil.pdf)]

**EXPERIMENTAL ARTICLE****3. The Potency of Moringa Oleifera on the Biofilm Formation, Adhesion, and Growth of Streptococcus Mutants Based on Incubation Times**

Muhammad Ichsan, Cut Soraya, Zaki Mubarak, Syahrin Nur, Basri A. Gani

**Full Text** 

Pages 943-949

[[http://www.jidmr.com/journal/wp-content/uploads/2023/09/3-D23\\_2194\\_Cut\\_Soraya\\_Indonesia.pdf](http://www.jidmr.com/journal/wp-content/uploads/2023/09/3-D23_2194_Cut_Soraya_Indonesia.pdf)]

**EXPERIMENTAL ARTICLE****4. Histomorphological Changes and Inflammation**

#### **4. Histopathological Changes and Inflammatory Signaling Elevation in Distant Organs of Rats Following Experimental Periodontitis Induction**

Fazle Khuda, Badiah Baharin, Nur Najmi Mohamad Anuar, Nurrul Shaqinah Nasruddin

**Full Text**

**PDF**

Pages 950-954

[[http://www.jidmr.com/journal/wp-content/uploads/2023/09/4-D23\\_2201\\_Fazle\\_Khuda\\_Malaysia.pdf](http://www.jidmr.com/journal/wp-content/uploads/2023/09/4-D23_2201_Fazle_Khuda_Malaysia.pdf)]

#### **EXPERIMENTAL ARTICLE**

#### **5. Corrosion Resistance of Stainless-Steel Temporary Anchorage Device (TAD) Immersed in Fluoride, Povidone Iodine, and Chitosan Mouthwashes: in Vitro Study**

Deo Develas, Haru Setyo Anggani, Nia Ayu Ismanati

**Full Text**

**PDF**

Pages 955-960

[[http://www.jidmr.com/journal/wp-content/uploads/2023/09/5-D23\\_2209\\_Haru\\_Setyo\\_Anggani\\_Indonesia.pdf](http://www.jidmr.com/journal/wp-content/uploads/2023/09/5-D23_2209_Haru_Setyo_Anggani_Indonesia.pdf)]

#### **EXPERIMENTAL ARTICLE**

#### **6. Effect of Surface Treatment Methods on Shear Bond Strength between Polyamide and PMMA Denture Base Resins**

Phornnaphat Wongsa, Pisaisit Chaijareenont, Pattarika Angkasith

**Full Text**

**PDF**

Pages 961-967

[[http://www.jidmr.com/journal/wp-content/uploads/2023/09/6-D23\\_2175\\_Pattarika\\_Angkasith\\_Thailand.pdf](http://www.jidmr.com/journal/wp-content/uploads/2023/09/6-D23_2175_Pattarika_Angkasith_Thailand.pdf)]

#### **EXPERIMENTAL ARTICLE**

#### **7. Effect of Jamblang (Syzygium Cumini) Fruit Extract on Alveolar Bone Resorption in Wistar Rats Induced with Chronic Periodontitis**

Dilla Andayani, Abdillah, Imran, Nurfitriani, Gani

Riana Andayani, Abdillan Imron Nasution, Santi  
Chismirina, Afrina, Citra Feriana Putri, Siti Istighfara  
Ramadhanna

**Full Text** 

Pages 968-974

[[http://www.jidmr.com/journal/wp-content/uploads/2023/09/7-D23\\_2216\\_Ridha\\_Andayani\\_Indonesia.pdf](http://www.jidmr.com/journal/wp-content/uploads/2023/09/7-D23_2216_Ridha_Andayani_Indonesia.pdf)]

#### EXPERIMENTAL ARTICLE

### 8. Analysis of the Anaerobic Conversion Efficiency of Various Group Composite Material

Zurab Khabadze, Yulia Generalova, Saida Abdulkerimova, Marina Dashtieva, Mariana Borlakova, Roman Meremkulov, Oleg Mordanov, Khalimat Magomedova, Alena Kulikova, Yusup Bakaev, Alexandra Golubenkova, Leonid Voskressensky, Timur Melkumyan

**Full Text** 

Pages 975-982

[[http://www.jidmr.com/journal/wp-content/uploads/2023/09/8-D23\\_2786\\_Zurab\\_Khabadze2\\_Russia.pdf](http://www.jidmr.com/journal/wp-content/uploads/2023/09/8-D23_2786_Zurab_Khabadze2_Russia.pdf)]

#### EXPERIMENTAL ARTICLE

### 9. Evaluation of Vertical Distortion on Periapical Radiographs Based on Clinical Endodontic Patients' Tooth Measurements

Agrita Dridya, Brama Kiswanjaya, Heru Suryonegoro

**Full Text** 

Pages 983-987

[[http://www.jidmr.com/journal/wp-content/uploads/2023/09/9-D23\\_2217\\_Brama\\_Kiswanjaya\\_Indonesia.pdf](http://www.jidmr.com/journal/wp-content/uploads/2023/09/9-D23_2217_Brama_Kiswanjaya_Indonesia.pdf)]

#### EXPERIMENTAL ARTICLE

### 10. The use of Self-Adhering Flowable Composite as Immediate Dentine Sealing Material: In Vitro Study

<https://www.jidmr.com/journal/>

Kamoiikurongsomboon, Sitthichai  
Wanachantararak, Marisa Sukapattee

**Full Text** 

Pages 988-994

[[http://www.jidmr.com/journal/wp-content/uploads/2023/09/10-D23\\_2807\\_Marisa\\_Sukapattee\\_Thailand.pdf](http://www.jidmr.com/journal/wp-content/uploads/2023/09/10-D23_2807_Marisa_Sukapattee_Thailand.pdf)]

#### EXPERIMENTAL ARTICLE

### **11. Molecular Docking of Marumoside, Rutin, and Quercetin in Moringa oleifera to Bone Remodeling Biomarkers: An in-silico study**

Ari Triwardhani, Alexander Patera Nugraha, Leonard Hadianto, Diona Olivia Yudianto, Dina Kumala, Fransisca Shancti Rosari, Ida Bagus Narmada, I Gusti Aju Wahju Ardani, Ratri Maya Sitalaksmi, Nastiti Faradilla Ramadhani, Muhammad Luthfi, Viol Dhea Kharisma, Albertus Putera Nugraha, Florentina Joestandari, Tengku Natasha Eleena binti Tengku Ahmad Noor

Pages 995-1003

**Full Text** 

[[http://www.jidmr.com/journal/wp-content/uploads/2023/09/11-D23\\_2250\\_Alexander\\_Patera\\_Nugraha\\_Indonesia.pdf](http://www.jidmr.com/journal/wp-content/uploads/2023/09/11-D23_2250_Alexander_Patera_Nugraha_Indonesia.pdf)]

#### EXPERIMENTAL ARTICLE

### **12. Thermal Change on the Tooth Surface and in the Pulp Chamber Caused by the Illumination of Intraoral Scanners and Light-Curing Units, an In Vitro Study**

Punnathon Kijisanayothin, Sitthichai  
Wanachantararak, Pattaranat Banthitkhunanon

Pages 1004-1009

**Full Text** 

[[http://www.jidmr.com/journal/wp-content/uploads/2023/09/12-D23\\_2839\\_Pattaranat\\_Banthitkhunanon\\_Thailand.pdf](http://www.jidmr.com/journal/wp-content/uploads/2023/09/12-D23_2839_Pattaranat_Banthitkhunanon_Thailand.pdf)]

#### EXPERIMENTAL ARTICLE

### **13. Effect of Propolis Mouthwash on Growth and Sensitivity of Dual-Species Porphyromonas Gingivalis and Staphylococcus Aureus Biofilms (In vitro)**

Sri Angky Soekanto, Alfi Zhafira, Eben Kalemben, Citra Fragrantia Theodorea, Endang Winiati Bachtiar, Boy Muchlis Bachtiar

Pages 1010-1013

**Full Text** 

[[http://www.jidmr.com/journal/wp-content/uploads/2023/09/13-D23\\_2260\\_Linda\\_K\\_Sri\\_Angky\\_Soekanto\\_Indonesia.pdf](http://www.jidmr.com/journal/wp-content/uploads/2023/09/13-D23_2260_Linda_K_Sri_Angky_Soekanto_Indonesia.pdf)]

### **EXPERIMENTAL ARTICLE**

### **14. The Effect of Magnesium Oxide Nanoparticles on the Setting Time and Properties of Glass-Ionomer Cement**

Hanadia Almira, Ellyza Herda, Sunarso

Pages 1014-1021

**Full Text** 

[[http://www.jidmr.com/journal/wp-content/uploads/2023/09/14-D23\\_2264\\_Linda\\_K\\_Hanadia\\_Almira\\_Indonesia.pdf](http://www.jidmr.com/journal/wp-content/uploads/2023/09/14-D23_2264_Linda_K_Hanadia_Almira_Indonesia.pdf)]

### **EXPERIMENTAL ARTICLE**

### **15. The Antifungal Effect of Moringa Oleifera on the Growth and Cell Surface Changes of Candida albicans in Oral Mucose Infection**

Utmi Arma, Fitria Mailiza, Abu Bakar

Pages 1022-1030

**Full Text** 

[[http://www.jidmr.com/journal/wp-content/uploads/2023/09/15-D23\\_2771\\_Abu\\_Bakar\\_Indonesia.pdf](http://www.jidmr.com/journal/wp-content/uploads/2023/09/15-D23_2771_Abu_Bakar_Indonesia.pdf)]

### **EXPERIMENTAL ARTICLE**

### **16. Giant Brown Shell Nematode Parasitosis**



**16. Giant Prawn Shell Nano-chitosan Degrades Streptococcus Mutans ATCC 25175 Biofilm in Vitro**

Enggardini Rachma Hakim, Triana Hertiani, Tetiana Haniastuti

Pages 1031-1037

**Full Text**

**PDF**

[[http://www.jidmr.com/journal/wp-content/uploads/2023/09/16-D23\\_2774\\_Tetiana\\_Haniastuti\\_Indonesia.pdf](http://www.jidmr.com/journal/wp-content/uploads/2023/09/16-D23_2774_Tetiana_Haniastuti_Indonesia.pdf)]

**EXPERIMENTAL ARTICLE**

**17. Clitoria Ternatea Ethanol Extract Antibacterial and Anti-Inflammatory Ability Towards Peri-Implantitis Biomarkers: An in Vitro and in Silico Study**

Nastiti Faradilla Ramadhani, Real Akbar Aucky Sanjaya, Ratri Maya Sitalaksmi, Muhammad Dimas Aditya Ari, Alexander Patera Nugraha, Shafira Ninditya Irsan, Viol Dhea Kharisma, Tengku Natasha Eleena binti Tengku Ahmad Noor

Pages 1038-1049

**Full Text**

**PDF**

[[http://www.jidmr.com/journal/wp-content/uploads/2023/09/17-D23\\_2780\\_Alexander\\_Patera\\_Nugraha\\_Ratri\\_Maya\\_Sitalak](http://www.jidmr.com/journal/wp-content/uploads/2023/09/17-D23_2780_Alexander_Patera_Nugraha_Ratri_Maya_Sitalak)]

**EXPERIMENTAL ARTICLE**

**18. Calcitriol and Cisplatin Combination Decreases Expression of Mapk2 and Nf-Kb/P65 Induce Apoptosis in Oral Squamous Carcinoma Cells**

Indrayadi Gunardi, Embun Manja Sari, Hanna Goenawan, Ronny Lesmana, Dewi Marhaeni Diah Herawati, Muchtaridi, Irna Sufiawati

Pages 1050-1055

**Full Text**

**PDF**

[[http://www.jidmr.com/journal/wp-content/uploads/2023/09/18-D23\\_2782\\_Irna\\_Sufiawati\\_Indonesia.pdf](http://www.jidmr.com/journal/wp-content/uploads/2023/09/18-D23_2782_Irna_Sufiawati_Indonesia.pdf)]

### EXPERIMENTAL ARTICLE

#### **19. Determination Of Gamma Radiation Sterilization Dose on Bioceramic BCP-Sr-Ag as Bone Graft According to ISO 11137 Standards**

Dian Agustin Wahjuningrum, Fery Setiawan, Setyabudi, Andi Syahrimayani, Novaldy Wahjudianto, Ayfer Atav Ates, Ajinkya M. Pawar, Darmawan Darwis

Pages 1056-1060

**Full Text** 

[[http://www.jidmr.com/journal/wp-content/uploads/2023/09/19-D23\\_2836\\_Dian\\_Agustin\\_Wahjuningrum\\_Indonesia.pdf](http://www.jidmr.com/journal/wp-content/uploads/2023/09/19-D23_2836_Dian_Agustin_Wahjuningrum_Indonesia.pdf)]

### EXPERIMENTAL ARTICLE

#### **20. pH, Calcium and Hydroxyl Ions Released from Nanoparticle Calcium Hydroxide as Intracanal Medicament**

Atia Nurul Sidiqa, Dhiya Salsabila, Intan Wijyanthy, Ira Artilia, Myrna Nurlatifah Zakaria, I Made Joni, Ani Melani Maskoen

Pages 1061-1066

**Full Text** 

[[http://www.jidmr.com/journal/wp-content/uploads/2023/09/20-D23\\_2787\\_Atia\\_Nurul\\_Sidiqa\\_Indonesia.pdf](http://www.jidmr.com/journal/wp-content/uploads/2023/09/20-D23_2787_Atia_Nurul_Sidiqa_Indonesia.pdf)]

### EXPERIMENTAL ARTICLE

#### **21. Stigmasterol, Quercetin, and Anthocyanin in Eichhornia crassipes as Host Modulation Therapy Candidate: A Bioinformatic Approach**

Alexander Patera Nugraha, Amelia Aisyiah Anwar, Aisyah Novianti, Nastiti Faradilla Ramadhani, Ratri Maya Sitalaksmi, Muhammad Luthfi, Viol Dhea Kharisma, Rahmad Rifqi Fahreza, Triana

Manuscript Accepted: 18 September 2023, Published: 18 September 2023

MARCELIINA, ALBERTUS PUTERA NUGRANA, TENGKU

Natasha Eleena binti Tengku Ahmad Noor

Pages 1067-1075

**Full Text** 

[[http://www.jidmr.com/journal/wp-content/uploads/2023/09/21-D23\\_2801\\_Alexander\\_Patera\\_Nugraha\\_Indonesia.pdf](http://www.jidmr.com/journal/wp-content/uploads/2023/09/21-D23_2801_Alexander_Patera_Nugraha_Indonesia.pdf)]

#### EXPERIMENTAL ARTICLE

### **22. Comparison of 3% Mepivacaine and 2% Procaine in Local Anesthetics as Antibacterial Activity on the Growth of Porphyromonas Gingivalis**

Jessica Grace Harvery, Harry Arifin Kaiin, Vinna Kurniawati Sugiaman

Pages 1076-1083

**Full Text** 

[[http://www.jidmr.com/journal/wp-content/uploads/2023/09/22-D23\\_2803\\_Vinna\\_Kurniawati\\_Sugiaman\\_Indonesia.pdf](http://www.jidmr.com/journal/wp-content/uploads/2023/09/22-D23_2803_Vinna_Kurniawati_Sugiaman_Indonesia.pdf)]

#### EXPERIMENTAL ARTICLE

### **23. Hibiscus Rosa-Sinensis Linn Leaf Extract Increased Platelet Counts and Fibrin Density: in Vivo Study**

Liska Barus, Novalia Syafira Arfianti, Meircurius Dwi Condro Surboyo, Achmad Harijadi, Coen Pramono Danudiningrat, Ni Putu Mira Sumarta

Pages 1086-1090

**Full Text** 

[[http://www.jidmr.com/journal/wp-content/uploads/2023/09/23-D23\\_2804\\_Ni\\_Putu\\_Mira\\_Sumarta\\_Indonesia.pdf](http://www.jidmr.com/journal/wp-content/uploads/2023/09/23-D23_2804_Ni_Putu_Mira_Sumarta_Indonesia.pdf)]

#### EXPERIMENTAL ARTICLE

### **24. Which is More Effective as Intracanal Medicament on Enterococcus Faecalis,**

**Chlorhexidine Gel<sup>TM</sup> or Activ Point<sup>TM</sup>?**

Irmaleny, Yolanda, Sri Susilawati, Meirina Gartika,  
Pratiwi Yudhia Dewi, Sri Rahmi Fitri, Sarah Shafira

Pages 1091-1097

**Full Text** 

[[http://www.jidmr.com/journal/wp-content/uploads/2023/09/24-D23\\_2821\\_Irmaleny\\_Indonesia.pdf](http://www.jidmr.com/journal/wp-content/uploads/2023/09/24-D23_2821_Irmaleny_Indonesia.pdf)]

**EXPERIMENTAL ARTICLE****25. Evaluation of the Impact of Sodium Fluoride on Amelogenesis in Rattus Novergicus**

Soegeng Wahluyo, Kun Ismiyatin, Prawati Nuraini,  
Dian Agustin Wahjuningrum, Rhena Reifa Hariadi,  
Ardianti Maartina Dewi, Bhagyashree Thakur, Vineet  
Vinay, Cinitra Anindya

Pages 1098-1103

**Full Text** 

[[http://www.jidmr.com/journal/wp-content/uploads/2023/09/25-D23\\_2835\\_Dian\\_Agustin\\_Wahjuningrum\\_Indonesia.pdf](http://www.jidmr.com/journal/wp-content/uploads/2023/09/25-D23_2835_Dian_Agustin_Wahjuningrum_Indonesia.pdf)]

**EXPERIMENTAL ARTICLE****26. Anti-Biofilm Activity of Asiatic Acid Against Cariogenic Bacteria**

Arlina Nurhapsari, Risya Cilmiaty, Adi Prayitno,  
Bambang Purwanto, Soetrisno Soetrisno

Pages 1104-1110

**Full Text** 

[[http://www.jidmr.com/journal/wp-content/uploads/2023/09/26-D23\\_2778\\_Arlina\\_Nurhapsari\\_Indonesia.pdf](http://www.jidmr.com/journal/wp-content/uploads/2023/09/26-D23_2778_Arlina_Nurhapsari_Indonesia.pdf)]

**CLINICAL ARTICLE****27. Gingival Recession Treatment of Maxillary Premolars: Does Acellular Dermal Matrix Meet the Therapy Requirements?**

[[http://www.jidmr.com/journal/wp-content/uploads/2023/09/27-D23\\_2778\\_Arlina\\_Nurhapsari\\_Indonesia.pdf](http://www.jidmr.com/journal/wp-content/uploads/2023/09/27-D23_2778_Arlina_Nurhapsari_Indonesia.pdf)]

KNUE INHUT TRUONG, INAO INI DO, INANG HAI VO, LAM  
Nguyen Le, Loi Thanh Phan

Pages 1111-1117

**Full Text** 

[[http://www.jidmr.com/journal/wp-content/uploads/2023/09/27-D23\\_2211\\_Loi\\_Thanh\\_Phan\\_Vietnam.pdf](http://www.jidmr.com/journal/wp-content/uploads/2023/09/27-D23_2211_Loi_Thanh_Phan_Vietnam.pdf)]

#### CLINICAL ARTICLE

### **28. Elementary Schoolteachers' Behavior on the Efforts of COVID-19 Transmission Prevention During Face-to-Face Learning at School**

Ella Nurlaella Hadi, Risa Laras Wati, Dian Ayubi,  
Dien Anshari

Pages 1118-1123

**Full Text** 

[[http://www.jidmr.com/journal/wp-content/uploads/2023/09/28-D22\\_2063\\_Ella\\_Nurlaella\\_Hadi\\_Indonesia.pdf](http://www.jidmr.com/journal/wp-content/uploads/2023/09/28-D22_2063_Ella_Nurlaella_Hadi_Indonesia.pdf)]

#### CLINICAL ARTICLE

### **29. Awareness and Attitude of Dental Practitioners Towards the Covid-19 Disease**

Dana Alraeesi, Sireen Alraeesi, Aziza Eldarrat

Pages 1124-1129

**Full Text** 

[[http://www.jidmr.com/journal/wp-content/uploads/2023/09/29-D23\\_2253\\_Eldarrat\\_Aziza\\_UAE.pdf](http://www.jidmr.com/journal/wp-content/uploads/2023/09/29-D23_2253_Eldarrat_Aziza_UAE.pdf)]

#### CLINICAL ARTICLE

### **30. Correlation between Handgrip Strength and Oral Hygiene in Indonesian Older Individuals Living in Urban Area**

Kartika Indah Sari, Charissa Ayu Oktaviani, Anggun Rafisa

Pages 1130-1134

Pages 1130-1134

**Full Text** 

[[http://www.jidmr.com/journal/wp-content/uploads/2023/09/30-D23\\_2153\\_Kartika\\_Indah\\_Sari\\_Indonesia.pdf](http://www.jidmr.com/journal/wp-content/uploads/2023/09/30-D23_2153_Kartika_Indah_Sari_Indonesia.pdf)]

**CLINICAL ARTICLE****31. The Analysis of Modified Algorithm to the Assessment of Upper Airway Morphology: A CBCT Study**

Mariya E. Balashova, Zurab S. Khabadze, Saida M. Abdulkerimova, Alena A. Kulikova, Yusup A. Bakaev, Yulia A. Generalova, Maria K. Makeeva, Nikolay S. Tuturov, Andrey V. Zoryan, Timur V. Melkumyan

Pages 1135-1140

**Full Text** 

[[http://www.jidmr.com/journal/wp-content/uploads/2023/09/31-D23\\_2785\\_Zurab\\_Khabadze1\\_Russia-.pdf](http://www.jidmr.com/journal/wp-content/uploads/2023/09/31-D23_2785_Zurab_Khabadze1_Russia-.pdf)]

**CLINICAL ARTICLE****32. Efficacy of using Audiovisual Videos in School-based Online Learning to Improve Parental Knowledge of Children Oral Health: A Lesson from COVID-19 Pandemic**

Nieka A. Wahono, Muhammad Hasan Jihad, Rifki Mujahid, Rizka Safira, Nisrina Agustia, Sarworini B. Budiardjo, Heriandi Sutadi, Mochammad Fahlevi Rizal, Eva Fauziah, Astri Kusumaningrum, Margaretha Suharsini

Pages 1141-1146

**Full Text** 

[[http://www.jidmr.com/journal/wp-content/uploads/2023/09/32-D23\\_2197\\_Benso\\_Sulijaya\\_Indonesia.pdf](http://www.jidmr.com/journal/wp-content/uploads/2023/09/32-D23_2197_Benso_Sulijaya_Indonesia.pdf)]

**CLINICAL ARTICLE**

### **33. Effectiveness of Peer-Assisted Learning – Perception of Dental Students in an Academic Institution in the UAE**

Heba M. Abdelaal, Dusan Surdilovic, Pooja Adtani, Bhavna Jha Kukreja

Pages 1147-1152

**Full Text**

**PDF**

[[http://www.jidmr.com/journal/wp-content/uploads/2023/09/33-D23\\_2776\\_Heba\\_Mohamed\\_Abdelaal\\_UAE.pdf](http://www.jidmr.com/journal/wp-content/uploads/2023/09/33-D23_2776_Heba_Mohamed_Abdelaal_UAE.pdf)]

#### **CLINICAL ARTICLE**

### **34. A Preliminary Study on Clinical Profiles of Non-Syndromic Cleft Lip with or without Cleft Palate During Community Services in Indonesia 2020-2022**

1. Agus Nurwiadh, Endang Sjamsudin, Yunia Sribudiani, Solachuddin JA Ichwan, Irna Sufiawati

Pages 1153-1157

**Full Text**

**PDF**

[[http://www.jidmr.com/journal/wp-content/uploads/2023/09/34-D23\\_2267\\_Irna\\_Sufiawati\\_Indonesia.pdf](http://www.jidmr.com/journal/wp-content/uploads/2023/09/34-D23_2267_Irna_Sufiawati_Indonesia.pdf)]

#### **CLINICAL ARTICLE**

### **35. Assessment of Alveolar Bone Height in Vietnamese Adults with Bimaxillary Protrusion: A Cone Beam Computed Tomography Study**

Trung Nhu Nguyen, Xuan Vinh Tran, Thuy Anh Vu Pham

Pages 1158-1164

**Full Text**

**PDF**

[[http://www.jidmr.com/journal/wp-content/uploads/2023/09/35-D23\\_2779\\_Trung\\_Nhu\\_Nguyen\\_Vietnam.pdf](http://www.jidmr.com/journal/wp-content/uploads/2023/09/35-D23_2779_Trung_Nhu_Nguyen_Vietnam.pdf)]

#### **CLINICAL ARTICLE**

**CLINICAL ARTICLE****36. Protective Role of Adequate Keratinized Mucosa Around Implant to Maintain Peri-Implant Health Tissue and Brushing Discomfort: A Pilot Study**

Dewi Ayuningtyas, Robert Lessang, Ette Soraya Shahnaz Tadjoedin, Dimas Ilham Hutomo, Yuniarti Soeroso, Deniarti Wahab

Pages 1165-1170

**Full Text** 

[[http://www.jidmr.com/journal/wp-content/uploads/2023/09/36-D23\\_2313\\_Dewi\\_Ayuningtyas\\_Indonesia.pdf](http://www.jidmr.com/journal/wp-content/uploads/2023/09/36-D23_2313_Dewi_Ayuningtyas_Indonesia.pdf)]

**CLINICAL ARTICLE****37. The Precision and Reliability of Facial Measurements Obtained Using Conventional and Digital Laser Scanning Methods: an in Vivo Study**

Khushi Sethia, Shravan Shetty, Tasmia Sawant, Srikant Natarajan, Nidhin Philip Jose, Dhruv Ahuja

Pages 1171-1176

**Full Text** 

[[http://www.jidmr.com/journal/wp-content/uploads/2023/09/37-D23\\_2792\\_Shravan\\_Shetty\\_India.pdf](http://www.jidmr.com/journal/wp-content/uploads/2023/09/37-D23_2792_Shravan_Shetty_India.pdf)]

**CLINICAL ARTICLE****38. Deuteromelayu Race Characteristic on Class III Malocclusion with Mandibular Prognathism**

Seto Adiantoro Sadputranto, Ani Melani Maskoen, Avi Laviana, Endang Syamsudin, Tri Hanggono Achmad, Ida Bagus Narmada, Muhammad Ruslin, Agus Susanto, Anne Agustina Suwargiani

Pages 1177-1180

**Full Text** 

[[http://www.jidmr.com/journal/wp-content/uploads/2023/09/38-D23\\_2792\\_Shravan\\_Shetty\\_India.pdf](http://www.jidmr.com/journal/wp-content/uploads/2023/09/38-D23_2792_Shravan_Shetty_India.pdf)]



content/uploads/2023/09/38-

D23\_2781\_Seto\_Adiantoro\_Sadputranto\_Indonesia.pdf]

### CLINICAL ARTICLE

#### **39. Factors Related to Oral Hygiene and Dietary Behaviors in Children During the Pandemic-Lockdown**

Ecem Akbeyaz Sivet, Deniz Berber, Betul Sen Yavuz, Betul Kargul

Pages 1181-1188

**Full Text** 

[[content/uploads/2023/09/39-](http://www.jidmr.com/journal/wp-content/uploads/2023/09/39-</a></p></div><div data-bbox=)

D23\_2805\_Betul\_Kargul\_Ecem\_Akbeyaz\_Sivet\_Turkey.pdf]

### CLINICAL ARTICLE

#### **40. The Relationship Between Calcium Intake and Levels of Alkaline Phosphatase Enzyme with Delayed Eruption of Permanent Canines in Stunting Children**

Reno Wiska Wulandari, Nila Kasuma, Afriwardi

Pages 1189-1193

**Full Text** 

[[content/uploads/2023/09/40-](http://www.jidmr.com/journal/wp-content/uploads/2023/09/40-</a></p></div><div data-bbox=)

D23\_2772\_Reno\_Wiska\_Wulandari\_Indonesia.pdf]

### CLINICAL ARTICLE

#### **41. Motivational Intervention to Modify Knowledge about Periodontal Disease Prevention in Pregnant Women**

Mariano Ortiz-Pizarro, Maripaz Cabrera-Zapata, Christian Alva-Morgan, Miriam Arellanos-Tafur, Darwin Ayala-Céspedes, Christian Dávila-Carbajal, Martin Vilela-Estrada, Victor Serna-Alarcón

Pages 1194-1199

**Full Text** 

[[<https://www.jidmr.com/journal/>](http://www.jidmr.com/journal/wp-content/uploads/2023/09/41-</a></p></div><div data-bbox=)

[[http://www.jidmr.com/journal/wp-content/uploads/2023/09/41-D23\\_2857\\_Victor\\_Serna\\_Alarcon\\_Peru.pdf](http://www.jidmr.com/journal/wp-content/uploads/2023/09/41-D23_2857_Victor_Serna_Alarcon_Peru.pdf)]

#### CLINICAL ARTICLE

### **42. Impact of School Dental Health Education Programme on Elementary School Students in Kartasura, Indonesia**

Dwi Kurniawati, Juwita Radiya Ningsih, Fiqi Faisal Kirom, Anindya Hanum Afna Haya

Pages 1200-1205

**Full Text** 

[[http://www.jidmr.com/journal/wp-content/uploads/2023/09/42-D23\\_2793\\_Dwi\\_Kurniawati\\_Indonesia-1.pdf](http://www.jidmr.com/journal/wp-content/uploads/2023/09/42-D23_2793_Dwi_Kurniawati_Indonesia-1.pdf)]

#### CLINICAL ARTICLE

### **43. The Effectiveness of Mangosteen Peel (Garcinia Mangostana L) Extract Mouthwash on Reducing Gingival Inflammation**

Ina Hendiani, Maulida Famtahani, Chandra Andi Bawono, Budhi Cahya Prasetyo

Pages 1206-1212

**Full Text** 

[[http://www.jidmr.com/journal/wp-content/uploads/2023/09/43-D23\\_2812\\_Maulida\\_Famtahani\\_Indonesia.pdf](http://www.jidmr.com/journal/wp-content/uploads/2023/09/43-D23_2812_Maulida_Famtahani_Indonesia.pdf)]

#### CLINICAL ARTICLE

### **44. Analyzing Children Cariogenic Profile During The COVID-19 Pandemic in Indonesia**

Sri Ratna Laksmiastuti, Harryanto Wijaya, Jeddy, Tri Erri Astoeti

Pages 1213-1219

**Full Text** 

[[http://www.jidmr.com/journal/wp-content/uploads/2023/09/44-D23\\_2812\\_Maulida\\_Famtahani\\_Indonesia.pdf](http://www.jidmr.com/journal/wp-content/uploads/2023/09/44-D23_2812_Maulida_Famtahani_Indonesia.pdf)]

content/uploads/2023/09/44-

D23\_2817\_Sri\_Ratna\_Laksmiastuti\_Indonesia.pdf]

### CLINICAL ARTICLE

#### 45. The Role of Parents in ECC Prevention: A Cross-sectional study

Ulliana, Yuli Puspitawati, Silvia Sulistiani, Nia Afdilla

Pages 1220-1226

**Full Text** 

[[http://www.jidmr.com/journal/wp-content/uploads/2023/09/45-D23\\_2819\\_Ulliana\\_Indonesia.pdf](http://www.jidmr.com/journal/wp-content/uploads/2023/09/45-D23_2819_Ulliana_Indonesia.pdf)]

### CLINICAL ARTICLE

#### 46. Oral Rinse, Nasal Irrigation, and Risk Factor of COVID-19 Screening

Natedao Chuayruksa, Wuttiiphong Phakdeekul, Warinmad Kedthongma

Pages 1227-1233

**Full Text** 

[[http://www.jidmr.com/journal/wp-content/uploads/2023/09/46-D23\\_2820\\_Wuttiiphong\\_Phakdeekul\\_Indonesia.pdf](http://www.jidmr.com/journal/wp-content/uploads/2023/09/46-D23_2820_Wuttiiphong_Phakdeekul_Indonesia.pdf)]

### CLINICAL ARTICLE

#### 47. Initial Association Study of Exon 4 of P-53 Gene Polymorphisms with the use of Open System Device Electronic-Cigarette/Mods

Achmad Syawqie, Sri Susilawati, Asty Samiaty Setiawan, Bremmy Laksono, Kosterman Usri, Erli Sarilita, Nuroh Najmi

Pages 1234-1241

**Full Text** 

[[http://www.jidmr.com/journal/wp-content/uploads/2023/09/47-D23\\_2845\\_Achmad-Syawqie\\_Indonesia.pdf](http://www.jidmr.com/journal/wp-content/uploads/2023/09/47-D23_2845_Achmad-Syawqie_Indonesia.pdf)]

### CASE REPORT

#### 48. Oral Rehabilitation of Multiple Patients: A

#### **48. Oral Rehabilitation of Multiparous Patient: A Case Report**

Ñacato Cruz Kerly, Almeida Vásquez Domenica,  
Velasquez Ron Byron

Pages 1242-1247

**Full Text** 

[[http://www.jidmr.com/journal/wp-content/uploads/2023/09/48-D23\\_2115\\_Byron\\_Velasquez\\_Ron\\_Ecuador.pdf](http://www.jidmr.com/journal/wp-content/uploads/2023/09/48-D23_2115_Byron_Velasquez_Ron_Ecuador.pdf)]

#### **CASE REPORT**

#### **49. Possibilities of Using Phosphate Buffer in the Treatment of Chronic Apical Periodontitis: A Case Report**

O.P. Kostyrenko, V.L. Melnyk, V.K. Shevchenko,  
B.Yu. Sylenko, Yu.I. Sylenko

Pages 1248-1252

**Full Text** 

[[http://www.jidmr.com/journal/wp-content/uploads/2023/09/49-D23\\_2152\\_2\\_Yuriy\\_I\\_Sylenko\\_Ukraine.pdf](http://www.jidmr.com/journal/wp-content/uploads/2023/09/49-D23_2152_2_Yuriy_I_Sylenko_Ukraine.pdf)]

#### **CASE REPORT**

#### **50. Ectopic Mandibular Third Molars in the Ramus Region: A Report of Three Cases**

Fareedi Mukram Ali, Mokhtar M Abdel-Latif, Bakri  
Mohammed Mousa H, Asma Ali Hezam, Ather  
Ahmed Syed, Ali Abdel-Halim Abdel-Azim Hassan,  
Ahmed Mostafa

Pages 1253-1256

**Full Text** 

[[http://www.jidmr.com/journal/wp-content/uploads/2023/09/50-D23\\_2202\\_Fareedi\\_Mukram\\_Ali\\_KSA.pdf](http://www.jidmr.com/journal/wp-content/uploads/2023/09/50-D23_2202_Fareedi_Mukram_Ali_KSA.pdf)]

#### **CASE REPORT**

#### **51. Dental Discomfort in Long-term Treatment**

## **51. Dental Disorders in Laryngopnaryngeal Reflux Sufferers**

Winy Yohana, Faisal Kuswandani

Pages 1257-1261

**Full Text** 

[[http://www.jidmr.com/journal/wp-content/uploads/2023/09/51-D23\\_2818\\_Winy\\_Yohana\\_Indonesia.pdf](http://www.jidmr.com/journal/wp-content/uploads/2023/09/51-D23_2818_Winy_Yohana_Indonesia.pdf)]

### **CASE REPORT**

## **52. Planning of Surgical Procedures in Complex Orthodontic Treatment of Patients with Impacted Teeth. Review of Treatment Methods and Two Clinical Cases**

Maryna I. Dmytrenko, Pavlo I. Tkachenko, Lyubov V. Smaglyuk, Mykola O. Cholovskyi, Dmytro P. Shaienko

Pages 1262-1267

**Full Text** 

[[http://www.jidmr.com/journal/wp-content/uploads/2023/09/52-D23\\_2823\\_Maryna\\_I\\_Dmytrenko\\_Ukraine.pdf](http://www.jidmr.com/journal/wp-content/uploads/2023/09/52-D23_2823_Maryna_I_Dmytrenko_Ukraine.pdf)]

### **CASE REPORT**

## **53. Maxillary Edentulous with Four-Implant-Supported Fixed Restorations: A Case Report**

Michael Josef Kridanto Kamadjaja, Jennifer Widjaja, Kevin Young

Pages 1268-1271

**Full Text** 

[[http://www.jidmr.com/journal/wp-content/uploads/2023/09/53-D23\\_2196\\_Michael\\_Josef\\_Kridanto\\_Kamadaja\\_Indonesia-](http://www.jidmr.com/journal/wp-content/uploads/2023/09/53-D23_2196_Michael_Josef_Kridanto_Kamadaja_Indonesia-.)

### **REVIEW**

## **54. Factors Affecting Osseointegration of Dental Implants: A Review**

Ann Galan, Anjali Singh, Manoj Kumar, Zehra Ul-Haq, Nishu

Ann Saies, Amoli Singh, Mariyam Zenra, Hina Naim

Pages 1272-1279

**Full Text** 

[[http://www.jidmr.com/journal/wp-content/uploads/2023/09/54-D23\\_2256\\_Amoli\\_Singh\\_India.pdf](http://www.jidmr.com/journal/wp-content/uploads/2023/09/54-D23_2256_Amoli_Singh_India.pdf)]

#### REVIEW

### **55. The Bidirectional Relationship Between Weight, Height, and Dental Caries in Preschool Children: A Systematic Review**

Fathiyyah Nurul Adzra, Ratna Indriyanti, Arlette Suzy Setiawan

Pages 1280-1287

**Full Text** 

[[http://www.jidmr.com/journal/wp-content/uploads/2023/09/55-D23\\_2118\\_Fathiyyah\\_Nurul\\_Adzra\\_Ratna\\_Indriyanti\\_Indone](http://www.jidmr.com/journal/wp-content/uploads/2023/09/55-D23_2118_Fathiyyah_Nurul_Adzra_Ratna_Indriyanti_Indone)]

#### REVIEW

### **56. Effect of Chitosan-Based Tissue Conditioners on Candida Albicans: A Systematic Review**

El Aoud J, El Hawari W, Merzouk N, Bouziane A, Benfdil F

Pages 1288-1294

**Full Text** 

[[http://www.jidmr.com/journal/wp-content/uploads/2023/09/56-D23\\_2208\\_JIHANE\\_EL\\_AOUD\\_Morocco.pdf](http://www.jidmr.com/journal/wp-content/uploads/2023/09/56-D23_2208_JIHANE_EL_AOUD_Morocco.pdf)]

#### REVIEW

### **57. The Effect of Thermoforming on Aligner Thickness: A Systematic Review**

Riandri Chaera Runizar, Miesje Karmiati Purwanegara, Retno Widayati, Sugeng Supriadi, Melissa Adiatman

Pages 1295-1304

Pages 1295-1301

**Full Text** 

[[http://www.jidmr.com/journal/wp-content/uploads/2023/09/57-D23\\_2180\\_Riandri\\_Runizar\\_Indonesia-1.pdf](http://www.jidmr.com/journal/wp-content/uploads/2023/09/57-D23_2180_Riandri_Runizar_Indonesia-1.pdf)]

**REVIEW**

### **58. A Review on Transverse Discrepancies**

Mayithiri Balaji, Ashith M.V, Amoli Singh, Siddarth Shetty, Harshit Atul Kumar

Pages 1302-1308

**Full Text** 

[[http://www.jidmr.com/journal/wp-content/uploads/2023/09/58-D23\\_2212\\_Ashith\\_MV\\_India.pdf](http://www.jidmr.com/journal/wp-content/uploads/2023/09/58-D23_2212_Ashith_MV_India.pdf)]

**REVIEW**

### **59. Effect of Ginger (Zingiber Officinale) Rhizome in Inhibiting Growth Oral Candida (Scoping Review)**

Fitria Mailiza, Utmi Arma, Zahara Hijriani, Busman, Abu Bakar

Pages 1309-1316

**Full Text** 

[[http://www.jidmr.com/journal/wp-content/uploads/2023/09/59-D23\\_2798\\_Abu\\_Bakar\\_Indonesia.pdf](http://www.jidmr.com/journal/wp-content/uploads/2023/09/59-D23_2798_Abu_Bakar_Indonesia.pdf)]

**REVIEW**

### **60. The Effects of Clinical Procedures on Strength of Dental Zirconia: A Literature Review**

Supichaya Choosuk, Tarin Piangsuk

Pages 1317-1322

**Full Text** 

[[http://www.jidmr.com/journal/wp-content/uploads/2023/09/60-D23\\_2798\\_Abu\\_Bakar\\_Indonesia.pdf](http://www.jidmr.com/journal/wp-content/uploads/2023/09/60-D23_2798_Abu_Bakar_Indonesia.pdf)]

content/uploads/2023/09/bu-  
D23\_2265\_Tarin\_Piangsuk\_Thailand.pdf]

## REVIEW

### **61. Implementation of Card Games as Educational Media for Dental and Oral Health in Elementary School Children: A Literature Review**

Aurelle Khadeeja Rizany, Jesslyn Christabella,  
Natasha, Benso Sulijaya

Pages 1323-1326

**Full Text** 

[[http://www.jidmr.com/journal/wp-content/uploads/2023/09/61-D23\\_2163\\_Benso\\_Sulijaya\\_Indonesia.pdf](http://www.jidmr.com/journal/wp-content/uploads/2023/09/61-D23_2163_Benso_Sulijaya_Indonesia.pdf)]

## REVIEW

### **62. Effects of Combining Sodium or Calcium Hypochlorite with other Root Canal Irrigants- A Systematic Review**

Hamed. A. Alshawkani

Pages 1327-1335

**Full Text** 

[[http://www.jidmr.com/journal/wp-content/uploads/2023/09/62-D23\\_2258\\_Hamad\\_Al\\_Shawkani\\_KSA.pdf](http://www.jidmr.com/journal/wp-content/uploads/2023/09/62-D23_2258_Hamad_Al_Shawkani_KSA.pdf)]

## REVIEW

### **63. Association Between Periodontal Disease and Inflammatory Bowel Disease (IBD): A Clinical Evidence-based Review**

Benso Sulijaya, Alma Mutiarani, Amaliyatus Silmi,  
Mutiar Medikasari, Naila Zhafirah

Pages 1336-1341

**Full Text** 

[[http://www.jidmr.com/journal/wp-content/uploads/2023/09/63-D23\\_2218\\_Benso\\_Sulijaya\\_Indonesia.pdf](http://www.jidmr.com/journal/wp-content/uploads/2023/09/63-D23_2218_Benso_Sulijaya_Indonesia.pdf)]

## REVIEW



**REVIEW****64. The Prevalence of Overhanging Restorations, Effects and Prevention**

Sarah AbdulRahman AlTowayan

Pages 1342-1347

**Full Text** 

[[http://www.jidmr.com/journal/wp-content/uploads/2023/09/64-D23\\_2251\\_Sarah\\_AbdulRahman\\_AlTowayan\\_KSA.pdf](http://www.jidmr.com/journal/wp-content/uploads/2023/09/64-D23_2251_Sarah_AbdulRahman_AlTowayan_KSA.pdf)]

**REVIEW****65. Problems, Management and Benefits of Changes in Altitude Affecting the Maxillofacial Region: Literature Review**

Kismanto, Wawan Muyawan, Andri Rezano, Bambang Pontjo Priosoeryanto, Harmas Yazid Yusuf

Pages 1348-1354

**Full Text** 

[[http://www.jidmr.com/journal/wp-content/uploads/2023/09/65-D23\\_2788\\_Kismanto\\_Indonesia.pdf](http://www.jidmr.com/journal/wp-content/uploads/2023/09/65-D23_2788_Kismanto_Indonesia.pdf)]

**REVIEW****66. Biomimetics – A Niche for Bioinspiration in Endodontics**

Preethesh Shetty, Ashish Shetty, Deep Shah, Neha Prakash, Safat Sadiq, Mohammad Shahid, Vinit Patel, Raksha Bhat

Pages 1355-1360

**Full Text** 

[[http://www.jidmr.com/journal/wp-content/uploads/2023/09/66-D23\\_2810\\_Raksha\\_Bhat\\_India.pdf](http://www.jidmr.com/journal/wp-content/uploads/2023/09/66-D23_2810_Raksha_Bhat_India.pdf)]

**REVIEW****67. Effectiveness Comparison on Different Antibiotics in the Management of Odontogenic Infections – A Systematic Review**

**INFECTIONS – A SYSTEMATIC REVIEW**

Mohammad A. Latief, Yudy A. Utomo, Fatmasari  
Purba

Pages 1361-1368

**Full Text** 

[[http://www.jidmr.com/journal/wp-content/uploads/2023/09/67-D23\\_2822\\_Mohammad\\_Adhitya\\_Latief\\_Indonesia-2.pdf](http://www.jidmr.com/journal/wp-content/uploads/2023/09/67-D23_2822_Mohammad_Adhitya_Latief_Indonesia-2.pdf)]

**REVIEW****68. Gingival Recession on the Lingual Surface Causes of Development**

Zurab Khabadze, Sargsyan Meri, Kristina Inozemtseva, Omargadzhi Magomedov, Yusup Bakaev, Mohammad Sheibanian, Malik Yusupov, Saeid Saeidyan, Karen Karapetov, Viktoriia Golovina, Albert Meremkulov, Oleg Mordanov

Pages 1369-1374

**Full Text** 

[[http://www.jidmr.com/journal/wp-content/uploads/2023/09/68-D23\\_2854\\_Zurab\\_Khabadze\\_Russia.pdf](http://www.jidmr.com/journal/wp-content/uploads/2023/09/68-D23_2854_Zurab_Khabadze_Russia.pdf)]

**REVIEW****69. Comparison of Biomaterials as a Graft Material for Gnathostomiasis: A literature review**

Fitriana, Erinna Ardiyanti

Pages 1375-1382

**Full Text** 

[[http://www.jidmr.com/journal/wp-content/uploads/2023/09/69-D23\\_2830\\_Fitriana\\_Indonesia.pdf](http://www.jidmr.com/journal/wp-content/uploads/2023/09/69-D23_2830_Fitriana_Indonesia.pdf)]

—

**MEDICINE****CLINICAL ARTICLE**

**70. Quality of Life of Patients with Oral and Maxillofacial**

## **70. Quality of Life of Pre- And Post-Surgical Patients with Drug-Resistance Epilepsy Due to Lesional Temporal Lobe**

Bac Thanh Nguyen, He Van Dong, Hoe Van Vu, Son Dinh Nhu, Tien Ngoc Bui, Phuong Xuan Nguyen, Tuan Anh Nguyen, Manh Huy Bui, Nga Thi Nguyen, Duy Pham, Le Quyen Nguyen, Van Dinh Tran

Pages 1383-1388

**Full Text** 

[[http://www.jidmr.com/journal/wp-content/uploads/2023/09/70-M23\\_2259\\_Van\\_Dinh\\_Tran\\_Vietnam.pdf](http://www.jidmr.com/journal/wp-content/uploads/2023/09/70-M23_2259_Van_Dinh_Tran_Vietnam.pdf)]


---

[Design:TwTDizayn](#)

[www.jidmr.com](http://www.jidmr.com)

[www.journalofinternationaldentalandmedicalresearch.com](http://www.journalofinternationaldentalandmedicalresearch.com)





**Journal of International Dental and Medical Research**

# Editorial Board of JIDMR

**Prof. Dr. Izzet YAVUZ**

**Editor-in-Chief and General Director**

## Advisory Board

**Prof. Dr. Refik ULKU** **Editor for Medicine**

**Prof. Dr. Zulkuf AKDAG** **Editor for Biomedical Research**

**Prof. Dr. Ozkan ADIGUZEL** **Associate Editor**

**Gajanan Kiran KULKARNI (CANADA)**

**Betul KARGUL (TURKEY)**

**Diah Ayu MAHARANI (INDONESIA)**

**Francisco Cammarata-Scalisi (Venezuela)**

**Myroslav Goncharuk-Khomyn (UKRAINE)**

**Ferranti WONG (UK)**

**Zeki AKKUS (TURKEY)**

**Michele CALLEA (ROME, ITALY)**

**Zelal ULKU (TURKEY)**

**Moscho**

**Lindawa**

**Yasemir**

**Yuliya M**

**Nik Nori**

## *Editorial Board*

Abdel Fattah BADAWI (EGYPT)

Abdurrahman ONEN (TURKEY)

Ahmet YALINKAYA (TURKEY)

Ahmet DAG (TURKEY)

Ali Al-ZAAG (IRAQ)

Ali BUMIN (TURKEY)

Guvenc BASARAN (TURKEY)

Guven ERBIL (TURKEY)

Halimah AWANG (MALAYSIA)

Halit AKBAS (TURKEY)

Heloisa Fonseca MARAO (BRAZIL)

Hilal TURKER (TURKEY)

Nezahat AKPC

Nihal HAMAMI

Nik Noriah Nik

Nicola Pranno

Nurten AKDEN

Nurten ERDAL

Ali FADEL (EGYPT)	Huseyin ASLAN (TURKEY)	Orhan TACAR
Ali GUR (TURKEY)	Igor BELYAEV (SWEDEN)	Ozant ONCAG
Ali Riza ALPOZ (TURKEY)	Ilhan INCI (ZURICH)	Ozgur UZUN (
Ali Riza Tunçdemir (TURKEY)	Ilker ETIKAN (TURKEY)	Ozkan ADIGU.
Allah Bakhsh HAAFIZ (USA)	Isil TEKMEK (TURKEY)	Rafat Ali SIDD
Alpaslan TUZCU (TURKEY)	Isin ULUKAPI (TURKEY)	Refik ULKU (T
Alpen ORTUG (TURKEY)	Jalen DEVECIOGLU KAMA (TURKEY)	Sabiha Zelal U
Armelia Sari WIDYARMAN (INDONESIA)	Kemal CIGDEM (TURKEY)	Sabri BATUN (
Ashish AGGARWAL (INDIA)	Kemal NAS (TURKEY)	Sadullah KAYF
Ayşe GUNAY (TURKEY)	Kewal KRISHAN (INDIA)	Saul Martins P
Aziz YASAN (TURKEY)	King Nigel MARTYN(HONG KONG, CHINA)	Sedat AKDENI
Awiruth KLAISIRI (THAILAND)	Kursat ER (TURKEY)	Seher GUNDU
Balasubramanian MADHAN (INDIA)	Levent ERDINC (TURKEY)	Selahattin ATM
Benik HARUTUNYAN (ARMENIA)	Luca TESTARELLI (ROME)	Selahattin TEK
Betul KARGUL (TURKEY)	Lucianne Cople MAIA (BRAZIL)	Serdar ERDIN
Betul URREHMAN (UAE)	Luciane Rezende COSTA (BRAZIL)	Serdar ONAT (
Bugra OZEN (TURKEY)	Marri Sai ARCHANA (INDIA)	Sergio Adriane
Carlos Menezes AGUIAR (BRAZIL)	Manoj KUMAR (INDIA)	Serhan AKMAI
Cemil SERT (TURKEY)	Marcelo Rodrigues AZENHA (BRAZIL)	Sertac PEKER
Chiramana SANDEEP (INDIA)	Marcia Cancado FIGUEIREDO (BRAZIL)	Seyed Amir De
Christine Bettina STAUDT (SWITZERLAND)	Marco MONTANARI (ITALY)	Seyit Burhaner
Cihan AKGUL (TURKEY)	Margaret TZAPHLIDOU (GREECE)	Shailesh LELE
Claudia DELLAVIA ( ITALY )	Maria Elisa Oliveira dos SANTOS (BRAZIL)	Sinerik N. AYR
Diah Ayu MAHARANI (INDONESIA)	Medi GANIBEGOVIC (BOSNIA and HERZEGOVINA)	Smaragda KAI
Dinesh Rokaya (NEPAL)	Mehmet DOGRU (TURKEY)	Sossani SIDIR
Edoardo BAUNER (ROMA)	Mehmet Emin ERDAL (TURKEY)	Stefano Di CA
Emmanuel Joao N. Leal da SILVA (BRAZIL)	Mehmet Sinan DOGAN (TURKEY)	Sunit Kr. JURE
Emin Caner TUMEN (TURKEY)	Mehmet Zulkuf AKDAG (TURKEY)	Stephen D. SM
Emrullah BAHSI (TURKEY)	Meral ERDİNC (TURKEY)	Susumu TERE
Ertunc Dayı (TURKEY)	Michele CALLEA (ITALY)	Suha TURKAS
Fadel M. ALI (EGYPT)		Suleyman DAŞ

Fahinur ERTUGRUL (TURKEY)	Mohamed TREBAK (USA)	Taskin GURBLU
Feral OZTURK (TURKEY)	Mohammad Khursheed Alam (KSA)	Ufuk ALUCLU
Feridun BASAK (TURKEY)	Mohammad SUHRON (INDONESIA)	Ugur KEKLIKC
Ferranti WONG (UNITED KINGDOM)	Mohammed Mustahsen URREHMAN (UAE)	Xiong-Li YANG
Feyzi Çelik (TURKEY)	Moschos A. PAPAPOULOS (GREECE)	Vatan KAVAK I
Feyzullah Uçmak (TURKEY)	Mostaphazadeh AMROLLAH (IRAN)	Yasar YILDIRIL
Figen SEYMEN (TURKEY)	M.S. Rami REDDY (INDIA)	Yasemin YAVL
Filippo BATTELLI (ITALY)	Muhammad FAHIM (INDIA)	Yavuz SANISC
Filiz Acun KAYA (TURKEY)	Mukadder ATMACA (TURKEY)	Yu LEI (USA)
Flavio Domingues Das NEVES (BRAZIL)	Murat AKKUS (TURKEY)	Yuri LIMANSK
Folakemi OREDUGBA (NIGERIA)	Murat SOKER (TURKEY)	Zafer C. CEHF
Francesca De ANGELIS (ITALY)	Mustafa KELLE (TURKEY)	Zeki AKKUS (1
Gaetano PAOLONE (ITALY)	Mustafa ZORTUK (TURKEY)	Zuhal KIRZIOC
Gajanan Kiran KULKARNI (CANADA)	Muzeyyen YILDIRIM (TURKEY)	Zurab KOMET
Gamze AREN (TURKEY)	Neval Berrin ARSERIM (TURKEY)	Zurab S. KHAF
Gauri LELE (INDIA)		
Gonul OLMEZ (TURKEY)		
Gulsen YILMAZ (TURKEY)		
Gulten UNLU (TURKEY)		

---

Design: TwTDizayn

www.jidmr.com

www.journalofinternationaldentalandmedicalresearch.com



## Comparison of 3% Mepivacaine and 2% Procaine in Local Anesthetics as Antibacterial Activity on the Growth of Porphyromonas Gingivalis

Jessica Grace Harvery<sup>1</sup>, Harry Arifin Kaiin<sup>2</sup>, Vinna Kurniawati Sugiaman<sup>3\*</sup>

1. Faculty of Dentistry, Maranatha Christian University, Bandung-Indonesia.
2. Department of Dental Anesthesiology, Faculty of Dentistry, Maranatha Christian University, Bandung-Indonesia.
3. Department of Oral Biology, Faculty of Dentistry, Maranatha Christian University, Bandung-Indonesia.

### Abstract

In dentistry, local anesthesia is needed, especially for oral and maxillofacial surgery to reduce the sensation of pain. Besides its use as an analgesic, local anesthetics also have antibacterial activity which inhibits the growth of various bacteria.

The purpose of this study was to determine the antibacterial activity of procaine and mepivacaine in inhibiting the growth of Porphyromonas gingivalis.

In this study, the antibacterial activity test was carried out using the Kirby-Bauer diffusion method for ten repetitions and four treatment groups tested, 2% procaine, 3% mepivacaine, metronidazole as a positive control, and aquadest as a negative control dripped on paper discs and incubated for 24 hours. The results showed that procaine and mepivacaine had antibacterial activity with inhibition zone diameters of 9.36 mm and 8.47 mm, metronidazole 11.80 mm, and aquadest showed no inhibition diameter.

The results of the research data were analyzed using the One-way ANOVA test. There was a significant difference in the diameter of the inhibition zone ( $p < 0.05$ ) between the four treatment.

Two percent procaine and 3% mepivacaine have antibacterial activity against the growth of Porphyromonas gingivalis which is classified as a moderate inhibitory response according to David and Stout.

**Experimental article (J Int Dent Med Res 2023; 16(3): 1076-1083)**

**Keywords:** Antibacterial; Inhibition, Mepivacaine; Porphyromonas gingivalis; Procaine.

**Received date:** 04 June 2023

**Accept date:** 03 August 2023

### Introduction

In dentistry, local anesthetics are needed, especially in oral and maxillofacial surgery.<sup>1</sup> Local Anesthetics can be administered topically or given by injection to reduce pain sensation and as a pain control.<sup>2</sup> Local anesthetics are indicated for various dental procedures such as tooth extraction, apicoectomy, gingivectomy, gingivoplasty, periodontal surgery, pulpectomy, pulpotomy, alveoplasty, dental implants, jaw fracture treatment, avulsion tooth reimplantation, pericoronitis, cysts, tumor surgery, suturing, flapping of mucoperiosteum tissue.<sup>3</sup> These are invasive procedures that are prone to post-treatment infections that can result in delayed

wound healing due to pathogenic bacterial activity.<sup>4</sup> The human oral cavity has the most complex microorganism flora in the body, consisting of 6 billion bacteria representing more than 700 species with nine different phyla. In one of the phyla, namely the Bacteroidetes phylum, there is one of the normal microorganisms that can be found in the oral cavity, namely the bacterium Porphyromonas gingivalis.<sup>5</sup>

However, these bacteria can turn into pathogens if there is a decrease in the function of the body's defense system and an increase in the number of bacteria, which causes the balance of interaction between the host and bacteria in the oral cavity to be disturbed.<sup>6</sup> Porphyromonas gingivalis is a bacterium that plays a role in the development of periodontal disease and is also known to inhibit wound healing (delayed wound healing) after invasive actions/surgical procedures by inhibiting epithelial cell migration.<sup>4</sup> To prevent this, prophylactic antibiotics are generally recommended.<sup>7</sup> However, if antibiotics are not

#### \*Corresponding author:

Vinna Kurniawati Sugiaman,  
Department of Oral Biology, Faculty of Dentistry, Maranatha  
Christian University  
Soeria Soemantri 65, Bandung-Indonesia.  
E-mail: vinnakurniawati@yahoo.co.id



used appropriately, it can make the disease difficult to treat, inhibit the healing process, and inappropriate use can also risk allergic reactions.<sup>7,8</sup>

In addition to the use of antibiotics as the main choice in the treatment of bacterial infections, several studies have shown that local anesthetics also have an antibacterial role that may support the use of antibiotics as an additional antibacterial. The antibacterial activity of local anesthetics was first discovered by Jonnesco in 1909.<sup>2</sup> Local anesthetics are drugs that function to reduce the sensation of temporary pain in certain parts of the body. Local anesthetics are divided into two groups, namely, ester group and amide group.<sup>9,10</sup> Ester group local anesthetics consist of cocaine, benzocaine, ametocaine, procaine, tetracaine, chlorprocaine. Amide group local anesthetics consist of Articaine, Bupivacaine, Dibucaine, Etidocaine, Levobupivacaine, Lidocaine, Mepivacaine, Prilocaine, Ropivacaine, Sameridine, Tonicaine, Cinchocaine.<sup>9,10</sup>

One of the amide group local anesthetics known in dentistry is mepivacaine. Mepivacaine is the third most commonly used local anesthetic after lidocaine and articain. Mepivacaine is indicated for local infiltration anesthesia, nerve block, and epidural and has similar characteristics to lidocaine, namely short-acting and rapid onset. Mepivacaine exhibits a milder vasodilating ability that results in a longer duration of anesthesia even without a vasoconstrictor.<sup>11,12</sup> Through several studies, mepivacaine not only functions as an analgesic, but can also function as an antibacterial. Research on the antibacterial effect of local anesthetic mepivacaine has been started since 1996 on several bacteria. Mepivacaine became one of the local anesthetics studied against the growth of *Porphyromonas gingivalis* bacteria because mepivacaine is quite often used in dental practice after the use of lidocaine and articaine which have been studied for their antibacterial activity against the growth of *Porphyromonas gingivalis* bacteria. Procaine is a pharmaceutical drug that belongs to the ester class of local anesthetics that have a slow onset and short duration of action. Procaine and other ester group local anesthetics are commonly used for infiltration anesthesia, peripheral nerve blocks, and spinal blocks.<sup>13</sup> Procaine is one of the ester group local anesthetics that is often used in

dentistry and is safer than cocaine. Procaine not only has analgesic effects, but also has antibacterial effects with research showing the potential for antibacterial activity on procaine. Research on the antibacterial effect of procaine has been started since 1971 but only with some gram-positive bacteria, while research on gram-negative bacteria is still very little. Proven by clinical doses, procaine showed an inhibitory effect on the growth of some of these bacteria.<sup>14,15</sup>

The mechanism of antibacterial action of local anesthetics occurs through growth inhibition, decreased cell viability, destruction of protoplasts, changes in membrane permeability leading to leakage of intracellular components, and inhibition of cell membrane-dependent enzymatic activity. These factors allow the antibacterial activity of mepivacaine and procaine local anesthetics.<sup>14,15</sup> The aim of this study is to open the possibility of the potential use of local anesthetic mepivacaine or procaine as an additional antibacterial to reduce the growth of one of the bacteria namely *Porphyromonas gingivalis*, in addition to prophylactic antibiotics to prevent infection and delayed wound healing due to invasive / surgical actions in dental treatments.

## Materials and methods

This type of research is pure experimental research using the Kirby-Bauer diffusion method (disc diffusion test) and with post test only control group research design. The test samples used were *Porphyromonas gingivalis* bacteria obtained from *Aretha medika* main laboratory in Bandung and there were four treatment groups using metronidazole solution as a positive control which is a gold standard antibiotic in the treatment of diseases caused by anaerobic bacteria, distilled water as a negative control, 2% procaine and 3% mepivacaine as the experimental group.

All tools and materials that will be used in this study must be washed, dried and sterilized to be in a sterile condition to avoid the presence of compounds or microorganisms that can affect the process and results of the study. Tools such as ose are sterilized by heating the tool over a bunsen flame with repetition two to three times. Non-precision glass tools such as erlemeyer, baker glass, petri dish are sterilized by oven heating at 160-180°C for 1.5-3 hours. The tools

are wrapped first using paper before sterilization. Tools such as microbiological media, micropipettes, measuring cups, cotton swabs, volumetric flasks were sterilized by autoclaving at 121°C for 15 minutes. Then wait until all tools reach room temperature and dry.<sup>16,17,18</sup>

Muller Hinton Agar as much as 38 grams was dissolved in 1000 ml of distilled water in an Erlenmeyer tube and covered with cotton. The solution was heated using a microwave until boiling and homogeneous. After the solution is homogeneous, sterilize it in an autoclave at 121°C with a pressure of 1.5 atm for 20 minutes, then put it in a Petri dish and leave it to harden

Muller Hinton Broth (MHB) as much as 21 grams was dissolved in 1000 ml of distilled water in an Erlenmeyer tube and using microwave assistance so that the solution was homogeneous. After that, sterilization was carried out using an autoclave at a temperature of 121°C with a pressure of 1.5 atm for 20 minutes. Then take a few ml of Muller hinton broth and put it into a test tube that will be used in the preparation of Porphyromonas gingivalis bacterial inoculum.

The ose needle is sterilized over a bunsen flame 2-3 times and then left until the ose is cold. Insert the sterile ose into the Porphyromonas gingivalis (ATCC 33277) bacterial culture and take the isolated bacterial culture colonies and place them on Muller Hinton agar media and then incubate for 24 hours at 37°C.<sup>16,18</sup>

Bacterial identification is carried out to obtain pure culture after bacterial isolation. Pure bacterial cultures are used to determine the type of bacteria by looking at their morphology, properties, and biochemical abilities.<sup>18,19</sup> Identifying bacteria is done by observing macroscopic characteristics. Macroscopically, it is done by observing the shape of the colony, the size of the colony, the margin or edge of the colony, the surface of the colony, and the smoothness of the surface.<sup>18,19</sup> Porphyromonas gingivalis bacteria macroscopically have a pleomorphic colony shape of short rods (coccobacilli), produce black-brownish color pigments (black pigmented), colony size 0.5 µm x 1-2 µm, smooth colony surface, convex, shiny, and smooth edges.<sup>16,19</sup>

Preparation of bacterial inoculum is done by direct colony suspension method. Inoculum was obtained by inoculating Porphyromonas gingivalis colonies that had been cultured for 18-

24 hours on Muller Hinton Agar (MHA), into Muller Hinton Broth (MHB). Bacterial suspensions that have been incubated, take colonies from Muller Hinton agar using an ose needle that has been sterilized over a bunsen flame. Transfer the colonies to a tube containing muller hinton broth until the turbidity reaches the McFarland 0.5 standard to obtain an inoculum with a bacterial count of approximately 1-2×10<sup>8</sup> CFU/mL.<sup>20</sup> The suspension is taken using a sterile cotton swab. The cotton swab is pressed against the tube wall to remove excess suspension, then applied to the surface of Muller Hinton agar (MHA) evenly (swab method) and allowed to stand at room temperature with the cup closed for 3 to 5 minutes until the suspension is absorbed into the agar.<sup>16,19</sup> A 3% concentration of mepivacaine hcl, 2% concentration of procaine hcl, and 500mg/100 ml injection metronidazole liquid was poured into a test tube

The test method used is the Kirby and Bauer disc diffusion method using a 6 mm disc paper that has been dripped with 3% mepivacaine hcl local anesthetic, 2% procaine hcl, metronidazole solution and distilled water solution. Then the disc paper was placed on a Petri dish containing agar media that had been planted with Porphyromonas gingivalis bacteria and incubated in an incubator at 37°C for 24 hours.<sup>16,17,19</sup> After 24 hours, observe the inhibition zone formed around the disc paper, then take measurements using a caliper.

Inhibition zone measurements were taken after the incubation process was complete. Measurements were made using a caliper to measure the diameter of the clear zone/inhibition zone formed.<sup>21,22</sup> The inhibition zone measured was the horizontal inhibition zone and the vertical inhibition zone.<sup>18,21,23</sup> The inhibition zone that has been measured is then adjusted to the classification of the inhibition response according to David and Stout which is divided into 4, ≤ 5 mm weak, 5-10 mm medium, 10-20 mm strong, ≥ 20 mm very strong.<sup>24, 25</sup>

$$\text{Formula: } L = \frac{(D1-D3) + (D2-D3)}{2}$$

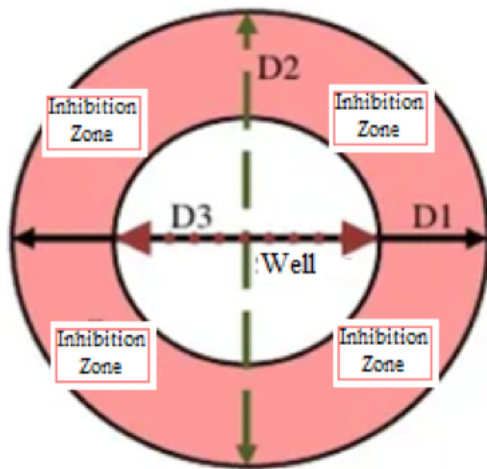
Description:

L = Width of zone of inhibition.

D1 = Diameter of horizontal zone of inhibition.

D2 = Diameter of vertical zone of inhibition.

D3 = Diameter of paper disk.



**Figure 1.** How to measure the diameter of bacterial inhibition zone<sup>18,21</sup>.

Data from the results of the study will be presented in the form of computerized tables. Data will be analyzed by univariate analysis to assess mean and standard deviation, as well as bivariate analysis to assess normality test and hypothesis testing. The data normality test uses the Shapiro-Wilk test to determine the distribution of data with a sample of less than 50. Data distribution is said to be normal if the  $p$  value  $> 0.05$ , but if the  $p$  value  $< 0.05$ , then the data is not normally distributed. The data obtained from the research results are not normally distributed with a  $p$  value  $< 0.05$ , so data transformation is carried out in logarithmic form which is then tested again to assess data normality. After transforming the data and testing again, it was found that the data was normally distributed with a  $p$  value  $> 0.05$ , so it could be continued with the One-way ANOVA hypothesis test. The hypothesis is meaningful if the  $p$  value is  $< 0.05$ . Then it will be continued with the LSD (*Least Significant Difference*) post hoc test.

**Results**

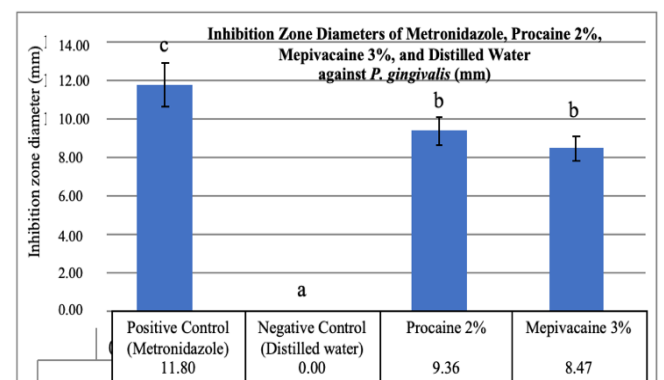
Research on the antibacterial activity of local anesthetic 2% procaine and 3% mepivacaine in inhibiting the growth of Porphyromonas gingivalis bacteria was conducted in vitro. There were four treatment groups using metronidazole solution as a positive control which is a gold standard antibiotic in the treatment of diseases caused by anaerobic bacteria, distilled water as a negative control, 2% procaine and 3% mepivacaine. The test was

carried out using nutrient agar media, namely Muller Hinton agar, then placed paper disks that had been tested. Next, the samples were incubated and observed to see the inhibition zone or clear zone formed around the disc paper after 24 hours. Each group was carried out nine times with one repetition as a drop out sample to prevent failure in repetition, with observations made of all repetitions from each group at the same time

Testing the antibacterial activity of local anesthetics 2% procaine and 3% mepivacaine against the growth of Porphyromonas gingivalis bacteria was carried out using the Kirby-Bauer diffusion method (disc diffusion test), by measuring the inhibition zone formed around the disc paper. The test was conducted using 2% procaine, 3% mepivacaine, metronidazole as positive control, and distilled water as negative control. The results of measuring the diameter of the inhibition zone can be seen in the table below.

No	Inhibition zone diameter (mm)	Treatment			
		Metronidazole (mm)	Distilled water (mm)	2% Procaine (mm)	3% Mepivacaine (mm)
1.	Repetition 1	10.58	0	9.10	8.21
2.	Repetition 2	11.09	0	8.78	8.53
3.	Repetition 3	12.76	0	10.01	8.05
4.	Repetition 4	13.02	0	7.96	10.16
5.	Repetition 5	13.05	0	10.11	8.13
6.	Repetition 6	11.87	0	9.43	8.19
7.	Repetition 7	10.01	0	9.87	8.22
8.	Repetition 8	11.21	0	9.21	8.35
9.	Repetition 9	12.58	0	9.76	8.42
<b>Average</b>		<b>11.80</b>	<b>0</b>	<b>9.36</b>	<b>8.47</b>

**Table 1.** Measurement results of inhibition zone diameter of 2% procaine, 3% mepivacaine, metronidazole, distilled water against the growth of Porphyromonas gingivalis bacteria.



**Figure 2.** Inhibition zone diameters of procaine, mepivacaine, metronidazole, and distilled water.

Based on the measurement results above, it was found that the average diameter of the inhibition zone on procaine 2% was 9.36 mm, mepivacaine 3% was 8.47 mm, the positive control, metronidazole, was 11.80 mm, and the negative group, distilled water, was 0 mm. Data on the diameter of the inhibition zone of 2% procaine, 3% mepivacaine, metronidazole, and distilled water were then tested for normality using the ShapiroWilk test because the study sample was less than 50 samples and to determine whether the data was normally distributed or not.

No.	Treatment Group	Repetitions	P-Value
1.	Metronidazole	9	0.341
2.	Akuades	9	-
3.	2% Procaine	9	0.396
4.	3% Mepivacaine	9	0.000

**Table 2.** Normality Test Results with Shapiro-Wilk Test.

Based on the results of the normality test above, the p value of metronidazole, is 0.341, 2% procaine is 0.396, and 3% mepivacaine is 0.000. Data distribution is said to be normal if the p value > 0.05, but if the p value < 0.05, then the data is not normally distributed, so based on the results above, the data are not normally distributed so that data transformation is carried out in logarithmic form and then tested again for normality.

	Kolmogorov-Smirnov <sup>a</sup>			Shapiro-Wilk		
	Statistic	df	Sig.	Statistic	df	Sig.
logmetro	0.204	9	.200*	0.912	9	0.332
logprocaine	0.165	9	.200*	0.905	9	0.280
logmepivacaine	0.338	9	.075	0.628	9	0.204

**Table 3.** Data Normality Test Results in Logarithmic Form.

Based on the results of the normality test above, it is found that all data are normally distributed with a p value > 0.05 so that it can be continued with the Oneway ANOVA test. After testing the normality of the data using the Shapiro-Wilk test, the data was found to be normally distributed. Next, the data will be analyzed using the One-way Anova test to test whether there is a significant difference between the four treatment groups, namely metronidazole, distilled water, 2% procaine, and 3% mepivacaine.

No	Treatment Group	Repetitions	Average Zone of Inhibition Diameter (mm)	Standard Deviation	p-Value Anova
1.	Metronidazole	9	11.80	1.13	P= 0.000
2.	Distilled water	9	0	0.00	
3.	2% Procaine	9	9.36	0.69	
4.	3% Mepivacaine	9	8.47	0.65	

**Table 4.** One-way Anova Test Results.

The results of the One-way Anova test showed a p value < 0,05, which means that the inhibitory power between the positive control, namely metronidazole, negative control, namely distilled water, and other treatment groups has a meaningful or significant difference in inhibiting the growth of Porphyromonas gingivalis bacteria. Furthermore, to determine the comparison of the diameter of the inhibition zone between treatment groups, the One-way Anova test results were continued with the LSD (Least Significant Difference) post hoc test. Based on the results of the LSD (Least Significant Difference) post hoc test, when each group is compared with each other, it has a meaningful or significant difference (p < 0.05).

	Metronidazole	Distilled water	2% Procaine	3% Mepivacaine
Metronidazole	-	0.000	0.000	0.000
Distilled Water	0.000	-	0.000	0.000
2% Procaine	0.000	0.000	-	0.006
3% Mepivacaine	0.000	0.000	0.006	-

**Table 5.** LSD (Least Significant Difference) post hoc test results (p-value).

	Metronidazole	Distilled Water	2% Procaine	3% Mepivacaine
Metronidazole	-	1.06996	.09983	.14294
Distilled Water	-1.06996	-	-.97013	-.92703
2% Procaine	-.09983	.97013	-	.04311
3% Mepivacaine	-.14294	.92703	-.04311	-

**Table 6.** LSD (Least Significant Difference) post hoc test results (mean difference).

## Discussion

Based on the results of the research conducted, 2% procaine and 3% mepivacaine local anesthetics have antibacterial activity. The results of the test are in the form of observations of the inhibition zone or clear zone formed around the disc paper that has been dripped by 2% procaine and 3% mepivacaine after incubation for 24 hours at 37°C. Based on the

results obtained, it can be seen that there is an inhibition zone formed around the discs that are 2% procaine and 3% mepivacaine. This indicates a significant inhibition of *Porphyromonas gingivalis* bacterial growth from 2% procaine and 3% mepivacaine local anesthetics.

Two percent procaine has an average inhibition zone diameter of 9.36 mm and 3% mepivacaine has an average inhibition zone diameter of 8.47 mm. In addition, the positive control group, namely metronidazole, has an average inhibition zone diameter of 11.80 mm and the negative control group, namely distilled water, has no inhibition against the growth of *Porphyromonas gingivalis* bacteria which is characterized by the absence of an inhibition zone around the disc paper dabbed with distilled water. Based on David and Stout's classification, in this study, metronidazole had a strong inhibition response that ranged from 10-20 mm, while 2% procaine and 3% mepivacaine local anesthetics both had a moderate inhibition response although 2% procaine showed a larger inhibition zone diameter compared to 3% mepivacaine.

The difference in inhibition diameter could be because procaine has a better ability to affect DNA production and protein synthesis of bacteria because procaine not only works on the surface membrane, but also on the internal membrane which then reduces mechanical activity so that bacterial growth will be more inhibited on procaine compared to mepivacaine.<sup>18,26</sup> The difference in the diameter of the inhibition zone is also very likely caused by several factors such as The lower the pH, the less growth there will be, The sensitivity of organisms, culture media, incubation conditions, agar diffusion speed which is influenced by microorganism concentration, media composition, incubation temperature, and incubation time during the research process that has been carried out, Density of the bacterium.<sup>18,26,27</sup> Different densities in each treated petri dish can affect the difference in the results of the diameter of the inhibition zone.<sup>18,25</sup> In addition, a low density in the petri dish will not cause the formation and growth of lawn growth on the agar medium, and a high density will not allow the development of an accurate zone of inhibition, Moisture and certain medium components such as thymine, sulfonamides, or thymidine can inhibit the activity of antibiotics

such as trimethoprim, and may favor one of the treatment groups due to their content.<sup>18,26,27</sup>

In 1909, research was first conducted on the antibacterial activity test of local anesthetics which then over time continued to develop regarding this type of research.<sup>2</sup> In 1996 to 1998, research conducted by Sakuragi showed the level and potential of antibacterial activity of local anesthetics depending on dose, time, and temperature.<sup>2</sup> Previous research conducted by Kesici, et al. in 2019 using *Staphylococcus aureus* and *Escherichia coli* bacteria against lidocaine.<sup>28</sup> Based on the results of his research, it was found that lidocaine was able to inhibit the growth of *Staphylococcus aureus* bacteria with an inhibition zone diameter of 12 mm. In *Escherichia coli*, the diameter of the inhibition zone produced was 15.60 mm.<sup>28</sup>

There was another previous study also conducted by Klaus Pelz who used *Staphylococcus aureus* bacteria and also used seven types of local anesthetics commonly used in dentistry, namely lidocaine, articaine, bupivacaine, butanilicaine, procaine, mepivacaine, and prilocaine.<sup>2,28</sup> In this study, it was proven that local anesthetics have different inhibitory power against the growth of *Staphylococcus aureus* bacteria. Local anesthetic articaine had an average inhibition of 9.0 mm, bupivacaine of 2.0 mm, prilocaine of 9.3 mm, lidocaine 7.0 mm, butanilicaine of 6.7 mm, mepivacaine of 8.0 mm and procaine above 8 mm.<sup>28</sup> A comparative study of the antibacterial effects of several local anesthetics such as articaine, bupivacaine, mepivacaine, prilocaine, lidocaine, butanilicaine, and procaine in combination with four preservatives and vasoconstrictor components showed different minimal inhibitory concentrations and minimal bactericidal concentrations. Through this comparative study, antibacterial activity was shown to originate from the local anesthetic component, and not from the preservative or vasoconstrictor components.<sup>2,28</sup>

Procaine and mepivacaine are both local anesthetics but come from different classes where procaine is an ester class local anesthetic, while mepivacaine is an amide class local anesthetic.<sup>3</sup> A number of hypotheses have been proposed to explain the antibacterial activity in local anesthetics. Both local anesthetics have an antibacterial role as bacteriostatic or inhibit bacterial growth.<sup>3,11</sup> The longer the exposure time

of local anesthetics to bacteria, the greater the inhibition of bacterial growth.<sup>3,11</sup> Bacterial growth can be inhibited by local anesthetics resulting from damage to the bacterial cell wall or cytoplasmic membrane, leakage of intracellular components, inhibition of dehydrogenase activity, and increased cell wall permeability.<sup>3,11,22</sup>

The penetration of the bacterial membrane results from the electron bonding of the local anesthetic molecule to the polar bond related to the hydrophobic nature of the local anesthetic on the surface of the cell membrane. Local anesthetics can inhibit the activity of cell respiration membrane and change its permeability and solubility, thus causing leakage of cytoplasmic components characterized by the release of metal ions that play an important role in cell metabolism, and also inhibit membrane protein synthesis by causing an increase in lipid molecules, resulting in changes in membrane fluidity in the process of selective protein.<sup>2,3,11,22</sup> The presence of antibacterial compounds, in this case procaine and mepivacaine, on the cell surface can change the physical and chemical properties of the membrane so that it will inhibit the transport process of substances needed by the cell. This can interfere with the growth and kill bacterial cells. Damage to the cell wall which acts as a shape-giving structure in cells that protect cells from lysis and osmosis can cause bacterial cell lysis.<sup>11,17,22</sup>

This study proved that 2% procaine and 3% mepivacaine local anesthetics have antibacterial effects in inhibiting the growth of *Porphyromonas gingivalis* bacteria in vitro where 2% procaine has greater inhibition power because it shows a larger diameter of the inhibition zone compared to 3% mepivacaine. This suggests that the benefits of local anesthetics procaine and mepivacaine may extend beyond their analgesic effects in dentistry, opening up the potential use of local anesthetics as antibacterial adjuncts in invasive dental procedures. Based on the research results, it can be concluded that 2% procaine and 3% mepivacaine has antibacterial activity that can inhibit the growth of *Porphyromonas gingivalis*. There are differences in the antibacterial activity of 2% procaine and 3% mepivacaine. Two percent Procaine has a greater inhibition ability when viewed from the diameter of the inhibition zone formed which is 9.36 mm compared to 3% mepivacaine with an inhibition zone diameter of

8.47 mm, although both are categorized as having moderate inhibition according to David and Stout classification.

## Conclusions

Two percent procaine and 3% mepivacaine have antibacterial activity against the growth of *Porphyromonas gingivalis* which is classified as a moderate inhibitory response according to David and Stout.

## Declaration of Interest

The authors report no conflict of interest.

## References

1. Srisatjaluk, RL, Klongnoi B, Wongsirichat N. Antimicrobial effect of topical local anesthetic spray on oral microflora. *J Dent Anesth Pain Med.* 2016; 16(1):17-24.
2. Kaewijaranai T, Srisatjaluk RL, Sakdajeyont W, Pairuchvej V, Wongsirichat N. The efficiency of topical anesthetics as antimicrobial agents: A review of use in dentistry. *J Dent Anesth Pain Med.* 2018; 18(4): 223–233.
3. Malamed SF. *Handbook of local anesthesia.* 7th edition. St. Louis, Missouri: Mosby; 2019.
4. Laheji AMGA, Loveren CV, Deng D, Soet JLD. The impact of virulence factors of *Porphyromonas gingivalis* on wound healing in vitro. *J Oral Microbiol.* 2015; 2(7): 27543.
5. Samaranayake L, Matsubara VH. Normal oral flora and the oral ecosystem. *Dent clin north am.* 2017; 61(2): 199-215.
6. Lamont RJ, Koo H, Hajishengallis G. The oral microbiota: dynamic communities and host interaction. *Nat Rev Microbiol.* 2018; 16(12): 745-759.
7. Al-Shami IZ, Al-Hamzi MA, Al-Shamahy HA, Majeed ALAA. Efficacy of some antibiotics against *Streptococcus mutans* associated with tooth decay in children and their mothers. *On J Dent & Oral Health.* 2019; 2(1): 1-4.
8. Blumenthal KG, Peter JG, Trubiano JA, Phillips EJ. Antibiotic allergy. *Lancet.* 2019; 393(10167): 183-198.
9. Logothetis DD. *Local anesthesia for the dental hygienist.* 1st ed. St Louis, Missouri: Elsevier; 2012: 3-4.
10. Ogle OE, Mahjoubi G. *Local anesthesia: Agents, techniques, and complications.* *Dent Clin North Am.* 2012; 56(1): 133-48.
11. Su N, Liu Y, Yang X, Shi Z, Huang Y. Efficacy and safety of mepivacaine compared with lidocaine in local anaesthesia in dentistry: A meta-analysis of randomised controlled trials. *International Dental Journal.* 2014; 64(2): 96-107.
12. Scully C. *Scully's medical problems in dentistry.* 7th ed. Churchill Livingstone: Elsevier; 2015: 51-96.
13. Martindale W, Westcott. *The extra pharmacopoeia.* 30th ed. London; 2016: 288-95.
14. Lu CW, Lin TY, Shieh JS, Wang MJ, Chiu KM. Antimicrobial effect of continuous lidocaine infusion in a *Staphylococcus aureus*-induced wound infection in a mouse model. *Ann Plast Surg.* 2014; 73: 598-601.
15. Mutlu E. In vitro investigation of the antibacterial effects of lidocaine and bupivacaine alone and in combinations with fentanyl. *Turkiye Klinikleri J Med Sci.* 2018; 38(4): 334-9.
16. Cappuccino JG, Welsh C. *Microbiology a laboratory manual.* 11th ed. London: Pearson; 2017: 17-21, 25, 33, 148, 306-9
17. Morse SA, Meitzner TA, Carroll KC, Butel JS, Morse SA, Mietzner T. *Fundamental of microbiology.* 27th ed. New York: McGraw-Hill Education; 2016: 55-64.

18. Brooks GF, Carroll KC, Butel JS, Morse SA, Mietzner TA. Medical microbiology. 26th ed. Toronto: The McGraw-Hill Companies; 2013: 371-80.
19. Irianto K. Microbiology explores the world of microorganisms. 1st ed. Bandung: Yrama Wigya; 2012: 76-77.
20. Jeffrey, Khaerunnisa R, Arifianti I, and Azhari NK. Antibacterial Effect of Telang Flower (*Clitoria Ternatea*) Extract in Eradicating *Streptococcus Mutans* UA 159 Biofilm Mass. Journal of International Dental and Medical Research. 2023; 16(2): 628-634.
21. Parija SC. Textbook of microbiology and immunology. 2nd ed. New Delhi: Elsevier; 2012: 9-23, 61-71, 183-93.
22. Bart JA, Brand HS. Local anesthesia in dentistry. 2nd ed. Verlag Berlin Heidelberg: Springer; 2017: 31-55.
23. Samaranayake L. Essential microbiology for dentistry, 3rd ed. Churchill livingstone: Elsevier; 2018: 266-97.
24. Kapoor G, Saigal S, Elongavan A. Action and resistance mechanisms of antibiotics: A guide for clinicians. J Anaesthesiol Clin Pharmacol. 2017; 33(3): 300-305
25. Sugiaman VK, Djuanda R, Naliani S, Alfiyola E, Winardi J, and Demolsky WL. Antibacterial Differences Effect between the Onion Extract (*Allium cepa* L.) and Lemon Juice (*Citrus limon* (L.) Burm.f.) on In Vitro Growth of *Enterococcus faecalis*. Journal of International Dental and Medical Research. 2023; 16 (1): 111-116.
26. Ouchari L, Boukeskase A, Bouizgarne B, Ouhdouch Y. Antimicrobial potential of actinomycetes isolated from the unexplored hot Merzouga desert and their taxonomic diversity. Biol Open. 2019; 8(2): 1-7. DOI: 10.1242/bio.035410.
27. Gupta KK, Attri JP, Singh A, Kaur H, Kaur G. Basic concepts for sample size calculation: Critical step for any clinical trials. Saudi J Anaesth. 2016; 10(3): 328-31.
28. Kesici S, Demirci M, Kesici U. Antibacterial effects of lidocaine and adrenaline. Int Wound J. 2019; 16(5): 1190-1194.