

LAMPIRAN 1

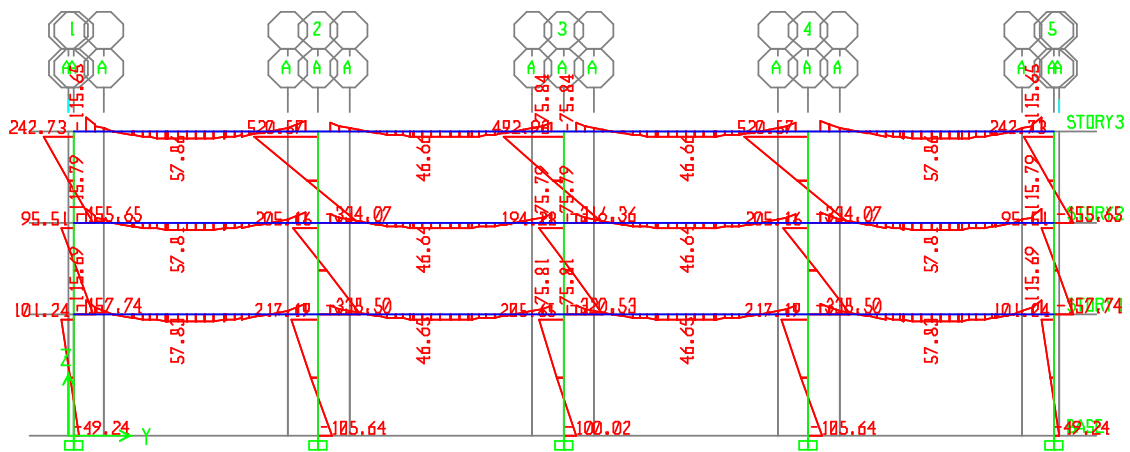
Tabel *support reactions*

Support Reactions									
Story	Point	Load	FX	FY	FZ	MX	MY	MZ	
BASE	1	COMB1	26.13	26.13	1489.73	-49.242	49.242	0.000	
BASE	1	COMB2	58.78	59.99	2250.85	-113.999	110.813	-0.019	
BASE	1	COMB3	48.75	49.95	2008.10	-95.083	91.897	-0.019	
BASE	1	COMB4	48.75	49.95	2008.10	-95.083	91.897	-0.019	
BASE	1	COMB5	33.14	34.04	1423.31	-64.863	62.474	-0.014	
BASE	1	COMB6	33.14	34.04	1423.31	-64.863	62.474	-0.014	
BASE	2	COMB1	56.05	-3.65	2332.89	6.887	105.637	0.000	
BASE	2	COMB2	102.57	-7.61	3776.76	13.404	193.443	-0.019	
BASE	2	COMB3	80.64	-6.12	3229.10	10.597	152.121	-0.019	
BASE	2	COMB4	80.64	-6.12	3229.10	10.597	152.121	-0.019	
BASE	2	COMB5	53.01	-4.08	2235.12	6.991	100.004	-0.014	
BASE	2	COMB6	53.01	-4.08	2235.12	6.991	100.004	-0.014	
BASE	3	COMB1	53.07	0.00	2248.12	0.000	100.023	0.000	
BASE	3	COMB2	96.17	0.00	3610.84	-0.933	181.487	-0.019	
BASE	3	COMB3	75.46	0.00	3097.75	-0.933	142.458	-0.019	
BASE	3	COMB4	75.46	0.00	3097.75	-0.933	142.458	-0.019	
BASE	3	COMB5	49.54	0.00	2148.39	-0.700	93.538	-0.014	

L.1 Tabel *support reactions*

LAMPIRAN 2

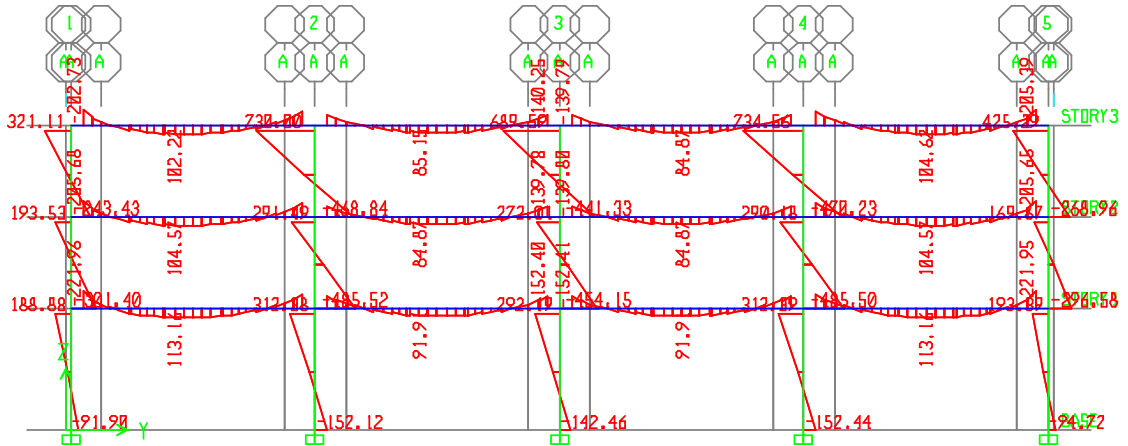
Diagram momen



L.2 Diagram momen akibat kombinasi 1 (kNm/m)

LAMPIRAN 3

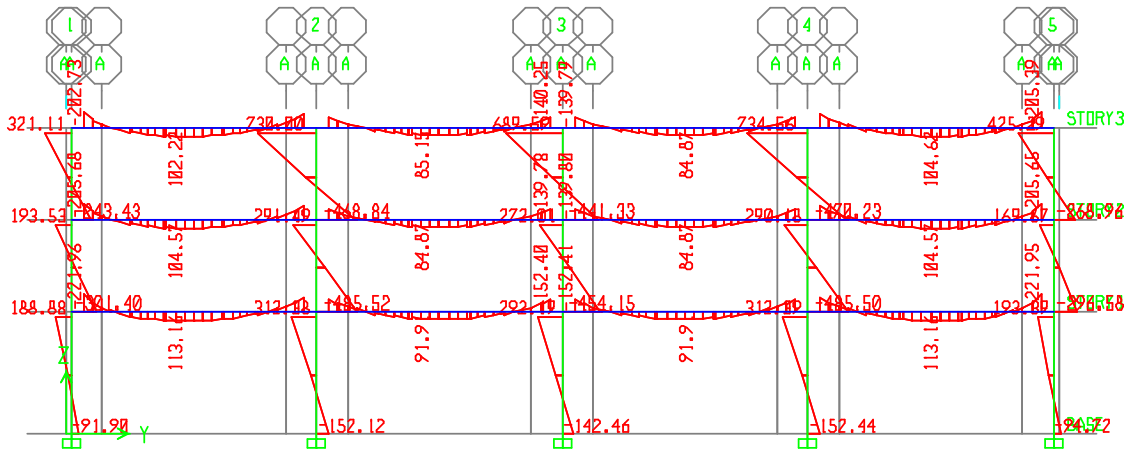
Diagram momen



L.3 Diagram momen akibat kombinasi 3 (kNm/m)

LAMPIRAN 4

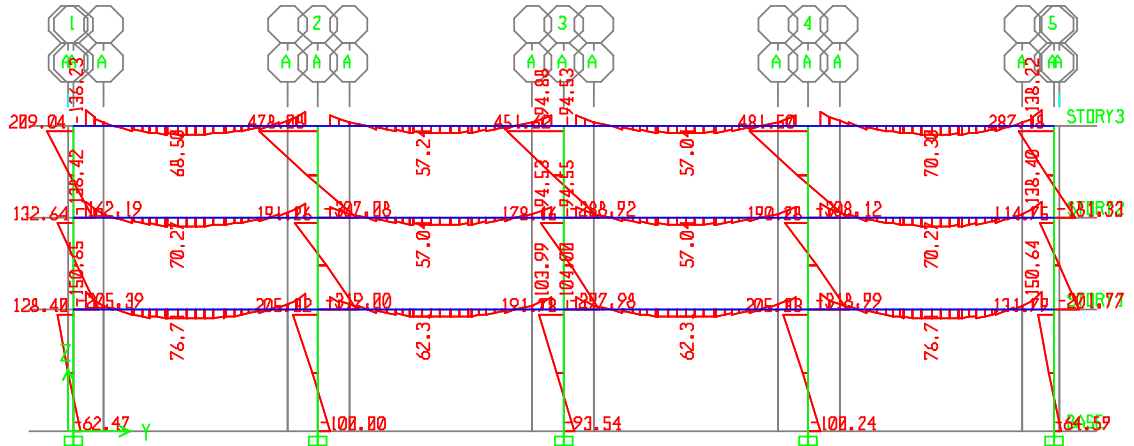
Diagram momen



L.4 Diagram momen akibat kombinasi 4 (kNm/m)

LAMPIRAN 5

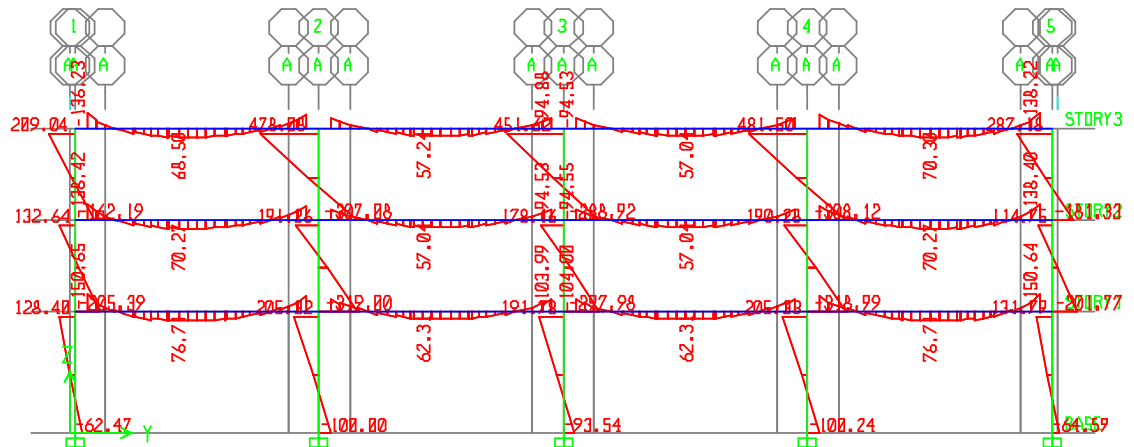
Diagram momen



L.5 Diagram momen akibat kombinasi 5 (kNm/m)

LAMPIRAN 6

Diagram momen



L.6 Diagram momen akibat kombinasi 6 (kNm/m)