

ORGANIZING COMMITTEE

Advisory Councils	: Dr. dr. I Nyoman Ehrich Lister, M.Kes., AIFM (YPTPI Foundation) Dr. drg. Florenly, MHSM, MPH., C.Ort., FICCDE (YPTPI Foundation) Prof. Dr. Chrismis Novalinda Ginting, M.Kes., AIFO (Rector of UNPRI Medan) Arjon Turnip, Ph.D (Chair of the IEEE Indonesia CSS/RAS Joint Chapter) Endra Joeliando, Ph.D., (SMIEEE, Chair of IEEE Indonesia IMS/ITS Joint Chapter)
General Chair	: Refi Ikhtiar, PhD (Universitas Prima Indonesia, Indonesia)
Secretary Chair	: Abdi Dharna, S.Kom., M.Kom. (Universitas Prima Indonesia, Indonesia) Santy Deasy Siregar, SKM, M.Kes. (Universitas Prima Indonesia, Indonesia)
Finance Chair	: Prof. Dr.Ermi Girsang, M.Kes., AIFO
Technical Program Chair	: Dr. drg. Florenly, MHSM, MPH., C.Ort., FICCDE
Session Panel Chair	: dr. Linda Chiuman, M.K.M
Publication Chair	: Arjon Turnip, Ph.D (IEEE Indonesia CSS/RAS Joint Chapter and IEEE IMS/ITS Joint Chapter)

TECHNICAL COMMITTEE

- José Aranguren, University of Madrid, Spain
- Young Ho Kim, Chungnam National University, Korea.
- Wen-Tao Liu, Nanjing Medical University, China.
- Kuwat Triyana, Universitas Gadjah Mada, Indonesia
- Hwee Ming Cheng, University of Malaya, Malaysia
- Dato' Dr. Azizon Binti Othman, Sultanah Maliha Hospital, Langkawi, Malaysia
- Adang Bachtiar, Universitas Indonesia, Indonesia
- Muhammad Hadi, Universitas Muhammadiyah Jakarta, Indonesia
- Ermita Isfandiary Ibrahim Ilyas, Universitas Indonesia, Indonesia
- Gusbakti Rusip, Universitas Muhammadiyah Sumatera Utara, Indonesia
- Rahmiana Zein, Universitas Andalas, Indonesia
- Titania Tj. Nugroho, Universitas Riau, Indonesia
- Nurul Taufiq Rochman, Lembaga Ilmu Pengetahuan Indonesia, Indonesia
- Wahyu Widawati, Universitas Kristen Maranatha, Indonesia
- Arjon Turnip, Universitas Padjajaran, Indonesia
- Endra Joeliando, Institut Teknologi Bandung Indonesia
- Refi Ikhtiar, Universitas Prima Indonesia, Indonesia
- Hairus Abdullah, National Taiwan University Science & Technology, Taiwan
- Dessy Novita, Universitas Padjajaran, Indonesia
- Nutthita Chuankrerkkul, Chulalongkorn University, Thailand
- Surapong Chatpun, Prince of Songkla University, Thailand
- Ching Yern Chee, University of Malaya, Malaysia
- Leong Loong Kong, University Tunku Abdul Rahman, Malaysia
- Rini Akmelawati, International Islamic University Malaysia, Malaysia
- Wayan Suparta, University Kebangsaan Malaysia, Malaysia
- Le Hoa Nguyen, Hanoi University of Science and Technology, Vietnam
- Nguyen Van Cuong, Can Tho University, Vietnam
- Sulfilkan Amir, Nanyang Technological University, Singapore
- Rita Padawangi, National University of Singapore, Singapore
- Jianhua Zhang, East China University of Science and Technology, China
- Yongji Wang, Huazhong University of Science & Technology, China
- Yiwen Wang, Hongkong University of Science and Technology, Hogkong
- Poki Chen, National Taiwan University of Science and Technology, Taiwan
- Akira Namatame, National Defense Academy of Japan, Japan
- Yoshihiro Yamamoto, Tottori University, Japan
- Jeehyun Kim, Kyungpook National University, Korea
- Yong-Hoon Lee, Pusan National University, Korea
- Sejoon Lim, Kookmin University, Korea
- Anna Antonyová, University of Prešov, Slovak Republic
- Daniel Abasolo, University of Surrey, United Kingdom
- Yamar Nugroho, Manchester University, United Kingdom
- Amr Sifian, University of Liverpool, United Kingdom
- Konrad Kowalczyk, AGH University of Science, Poland
- Oki Muraza, King Fahd University, Saudi Arabia
- Ali Napiah Nasution, Universitas Prima Indonesia, Indonesia
- Sri Wahyuni Nasution, Universitas Prima Indonesia, Indonesia
- Erwin Handoko, Universitas Prima Indonesia, Indonesia
- Riski Titian Ginting, Universitas Prima Indonesia, Indonesia
- Ihsan Iswaldi, Universitas Prasetya Mulya, Indonesia
- Masteria Yunovilsa Putra, Lembaga Ilmu Pengetahuan Indonesia, Indonesia
- Ario Betha Juansillero, Lembaga Ilmu Pengetahuan Indonesia, Indonesia
- Ananda Putra, Universitas Negeri Padang, Indonesia
- Umar Kalmar Nizar, Universitas Negeri Padang, Indonesia
- Rudy Syahputra, Universitas Islam Indonesia, Indonesia
- Fotarisman Zulkhu, Dinas Kesehatan Kota Gunungsitoli, Indonesia
- Haripin Togap Sinaga, Poltekkes Medan Glzi Lubuk Pakam, Indonesia
- Edmi Edison, Universitas Muhammadiyah Prof. Dr. HAMKA, Indonesia
- Adrian Khu, Universitas Prima Indonesia, Indonesia
- Sahna Ferdinand, Universitas Prima Indonesia, Indonesia
- Syukri Arif, Universitas Andalas, Indonesia
- Novesar Jaminan, Universitas Andalas, Indonesia
- Eko Siswoyo, Universitas Islam Indonesia, Indonesia
- Albert Hutapea, Universitas Advent Indonesia, Indonesia
- Suyitno, Universitas Sebelas Maret, Indonesia
- Sutikno, Universitas Negeri Semarang, Indonesia
- Iwantono, Universitas Riau, Indonesia
- Muslim Suwardi, Universitas Andalas, Indonesia
- Munawar Khalil, Universitas Indonesia, Indonesia
- Amin Soebandrio, Eijkman Institute, Indonesia
- Agung Abadi Kiswandono, Universitas Negeri Lampung, Indonesia
- Rakhmad Arief Siregar, Universitas Medan Area, Indonesia
- Eni Sugiarti, Lembaga Ilmu Pengetahuan Indonesia, Indonesia
- Sovia Lenny, Universitas Sumatera Utara, Indonesia
- Muhammad Makky, Universitas Andalas, Indonesia
- Hermansyah Ariz, Universitas Andalas, Indonesia
- Yeria Rida, Universitas Andalas, Indonesia

Keynote Speaker



[Prof. José Aranguren, DDS, MS](#)
[Professor in Endodontics, Rey Juan Carlos University of Madrid, Spain](#)



[Prof. Young Ho Kim, Ph.D](#)
[Professor, Dept. of Natural Product Chemistry, College of Pharmacy, Chungnam National University, Korea.](#)



[Prof. Wen-Tao Liu, Ph.D](#)
[Professor, Vice President of Institute of Translational Medicine, Nanjing Medical University, China.](#)



[Prof. Dr. Eng. Kuwal Triyana, M.Si](#)
[Professor in Physics of Material & Instrumentation, Dept of Physics, Universitas Gadjah Mada, Indonesia. \(Inventor of GeNose®, a COVID-19 Quick Detection\).](#)

Invited Speaker



[Prof. Hwee Ming Cheng](#)
[Dept. Physiology, Faculty of Medicine, University of Malaya, Kuala Lumpur, Malaysia](#)



[Dato' Dr. Azizah Binti Orhman](#)
[Pathologist Consultant \(Haematology\), Sultanah Maliha Hospital, Langkawi, Malaysia](#)



[Adang Bachtiar, dr. MPH., DSc](#)
[Chairman, National Commission on Healthcare Quality and Cost \(TKMKB Nasional\); Chairman, Advisory Board, The Indonesian Public Health Association](#)



[Dr. Muhammad Hadi, M.Keep](#)
[Faculty of Nursing, Universitas Muhammadiyah Jakarta, President, Indonesian Ners Education Institution Association \(AIPNI\)](#)



[Dr. Ermita Isfandiary Ibrahim Ilyas, MD, MS, AIFO](#)
[President, Indonesian Physiological Society, Department of Medical Physiology, Faculty of Medicine, Universitas Indonesia](#)



[Prof. Dr. H. Gusbaki Rusip, M.Sc., PKK, AIEM](#)
[Professor of Exercise Physiology, and Dean of Faculty of Medicine, Universitas Muhammadiyah Sumatera Utara \(UMSU\); Chairman, Indonesian Physiological Society of North Sumatra](#)





[Prof. Dr. Rahmiana Zein, M.Sc.](#)
[Professor of Chemistry, FMIPA Universitas Andalas \(UNAND\)](#)



[Prof. Dr. Titania Tj. Nugreho, M.Si](#)
[Professor of Biochemistry, FMIPA Universitas Riau \(UNRI\)](#)



[Prof. Dr. Nurul Taufiqi Rochman, M.Eng](#)
[Professor of Nanomaterials IJPI & CEO Nano Center Indonesia; Recipient, Habibie Technology Award 2014 in Industrial Application of Technology](#)



[Dr. Wahyu Widowati, M.Sj](#)
[Department of Pharmacology, Faculty of Medicine, Universitas Kristen Maranatha, Bandung; President, PT. Aretha Medika Utama, Biomolecular and Biomedical Research Center, Bandung](#)



[Ender Islianto, Ph.D.](#)
[SMIEEE, Chair of IEEE IS IMS/ITS Joint Chapter, University Center of Excellence on Artificial Intelligence for Vision, Natural Language Processing & Big Data Analytics \(U-CoE AI-VLB\) – Institut Teknologi Bandung, Instrumentation and Control Research Group, Engineering Physics, Bandung Institute of Technology, Indonesia.](#)



[Arton Turmin, Ph.D.](#)
[Chair of IEEE IS CSS/RAS Joint Chapter, Vice Chair of IEEE IS IMS/ITS Joint Chapter, Director of Toha Research Center, Department of Electrical Engineering, Universitas Padjadjaran, Indonesia.](#)

Important Date

- Last Date of Paper Submission II:
27 April 2021
- Last Date of Paper Submission III:
27 May 2021
- Paper Acceptance Notification II:
3 May 2021
- Paper Acceptance Notification III:
3 June 2021
- Early Bird-3 Registration (EB3):
10 May 2021
- Late Bird Registration (LB):
10 June 2021
- On-Site Registration (OS):
14 July 2021
- Camera Ready Paper:
27 June 2021
- Conference Date:
14 - 16 July 2021

All accepted paper will be submitted for inclusion into IEEE Xplore subject to meeting IEEE Xplore's scope and quality requirements.



Selected paper will be submitted to the journal below (Scopus with additional fees):

1. [International Journal of Artificial Intelligence \(IJAI\) \(Q2\)](#)
2. [Internetworking Indonesia Journal \(IJI\) \(Q4\)](#)

Publication/Proceeding Indexed by:



Organized By



Co-Organized By



Contact

Universitas Prima Indonesia
Medan, Indonesia
+62852 - 18385782
+6261 - 4578870
inhenec@unprimdn.ac.id
InHeNec © 2021 | [Universitas Prima Indonesia](http://UniversitasPrimaIndonesia)



Institutional Sign In

All



ADVANCED SEARCH

Browse Conferences > Health, Instrumentation & Meas... > 2021 IEEE International Confer...

Health, Instrumentation & Measurement, and Natural Sciences (InHeNce), IEEE International Conference on

Copy Persistent Link Browse Title List Sign up for Conference Alerts

Proceedings All Proceedings Popular

2021 IEEE International Conference on Health, Instrumentation & Measurement, and Natural Sciences (InHeNce) DOI: 10.1109/InHeNce52833.2021 14-16 July 2021

Search within results

Per Page: 1 Per Page 25 Export Email Selected Results

Showing 1-25 of 89

IEEE websites place cookies on your device to give you the best user experience. By using our websites, you agree to the placement of these cookies. To learn more, read our Privacy Policy.

sort: 1 Accept & Close

Email

Refine

Author

Affiliation

Quick Links

- Search for Upcoming Conferences IEEE Publication Recommender IEEE Author Center

- Antioxidant Activity of Green Tea Extract and Myricetin Didik Priyandoko; Wahyu Widowati; Hanna Sari Widya Kusuma; Ervi Afifah; Cahyaning Riski Wijayanti; Cintani Dewi Wahyuni; Amannah Mutmainnah Idris; Rizka Amelia Putdayani; Rizal Rizal Publication Year: 2021, Page(s): 1 - 5
Abstract HTML
Antioxidant Activity of Green Tea Extract and Myricetin Didik Priyandoko; Wahyu Widowati; Hanna Sari Widya Kusuma; Ervi Afifah; Cahyaning Riski Wijayanti; Cintani Dewi Wahyuni; Amannah Mutmainnah Idris; Rizka Amelia Putdayani; Rizal Rizal 2021 IEEE International Conference on Health, Instrumentation & Measurement, and Natural Sciences (InHeNce) Year: 2021
Phytochemical and Hypoglycemia Effect Test Using Extract of Barangan Banana Peel with OGTT in Male White Rats Induced with

Proceedings

The proceedings of this

conference will be available for purchase through Curran Associates.


Health, Instrumentation & Measurement, and Natural Sciences (InHeNce), 2021 IEEE International Conference on

Print on Demand **Purchase at Partner**

Sucrose

Richard Gunawan; I Nyoman Enrich Lister; Edy Fachrial; Chrismis Novalinda Ginting
Publication Year: 2021 , Page(s): 1 - 5

► Abstract **HTML** 


- Phytochemical and Hypoglycemia Effect Test Using Extract of Barangan Banana Peel with OGTT in Male White Rats Induced with Sucrose** 

Richard Gunawan; I Nyoman Enrich Lister; Edy Fachrial; Chrismis Novalinda Ginting
2021 IEEE International Conference on Health, Instrumentation & Measurement, and Natural Sciences (InHeNce)
Year: 2021


-
- Isolation and Molecular Identification of Inulinase Producing Thermophilic Bacteria from Geothermal Hot Spring** 

Edy Fachrial; Raynald Ignasius Ginting; Harmileni Harmileni; I Nyoman Ehrich Lister; Saryono Saryono; Titania T Nugroho
Publication Year: 2021 , Page(s): 1 - 6

► Abstract **HTML** 


- Isolation and Molecular Identification of Inulinase Producing Thermophilic Bacteria from Geothermal Hot Spring** 

Edy Fachrial; Raynald Ignasius Ginting; Harmileni Harmileni; I Nyoman Ehrich Lister; Saryono Saryono; Titania T Nugroho
2021 IEEE International Conference on Health, Instrumentation & Measurement, and Natural Sciences (InHeNce)
Year: 2021


-
- Analysis of Mosquito Genetic with PCR-RAPD Approach** 

Farah Nuriessa Aputri; Laila Hanum; Rahmat Pratama; Yuanita Windusari
Publication Year: 2021 , Page(s): 1 - 6

► Abstract **HTML** 


- Analysis of Mosquito Genetic with PCR-RAPD Approach** 

Farah Nuriessa Aputri; Laila Hanum; Rahmat Pratama; Yuanita Windusari
2021 IEEE International Conference on Health, Instrumentation & Measurement, and Natural Sciences (InHeNce)
Year: 2021

-
- Aloe vera Protective Effect on Lipopolysaccharide-Induced RAW 264.7 Inflamed Cells** 

Ervina Angelia; Shieny Lokanata; Wahyu Widowati; Steven Wijaya; Zulfan Muttaqin; Florenly Florenly
Publication Year: 2021 , Page(s): 1 - 6













► Abstract **HTML** 

- Aloe vera Protective Effect on Lipopolysaccharide-Induced RAW 264.7 Inflamed Cells** 

Ervina Angelia; Shieny Lokanata; Wahyu Widowati; Steven Wijaya; Zulfan Muttaqin; Florenly Florenly
2021 IEEE International Conference on Health, Instrumentation & Measurement, and Natural Sciences (InHeNce)
Year: 2021


-
- The Effectiveness of Red Spinach Extract Ointment (Amaranthus tricolor L.) against Healing Second Degree Burns in Wistar Rat** 

Tri Oktarina Safitri; Ali Napih Nasution; Chrismis Novalinda Ginting; Ermi Girsang


- Abstract **HTML** 
- The Effectiveness of Red Spinach Extract Ointment (Amaranthus tricolor L.) against Healing Second Degree Burns in Wistar Rat** 
- Tri Oktarina Safitri; Ali Napiah Nasution;
Chrismis Novalinda Ginting; Ermi Girsang
2021 IEEE International Conference on Health, Instrumentation & Measurement, and Natural Sciences (InHeNce)
Year: 2021
-
- Antioxidant Potency of Kaempferia galanga Linn and Zingiber officinale var. Rubra rhizomes** 
- Dian Ratih Laksmiawati; Wahyu Widowati; Hana Sari Widya Kusuma;
Diah Kartika Pratami; Cahyaning Riski Wijayanti; Cintani Dewi Wahyuni;
Ervi Afifah; Rizal Rizal
Publication Year: 2021 , Page(s): 1 - 6
- Abstract **HTML** 
- Antioxidant Potency of Kaempferia galanga Linn and Zingiber officinale var. Rubra rhizomes** 
- Dian Ratih Laksmiawati; Wahyu Widowati;
Hana Sari Widya Kusuma; Diah Kartika Pratami;
Cahyaning Riski Wijayanti; Cintani Dewi Wahyuni; Ervi Afifah;
Rizal Rizal
2021 IEEE International Conference on Health, Instrumentation & Measurement, and Natural Sciences (InHeNce)
Year: 2021
-
- Effect of Andaliman Fruit Extract on Cervical Cancer Rat's Histology** 
- Rostime Hermayerni Simanullang; Syafruddin Ilyas; Salomo Hutahaean;
Rosidah; Risma Dumiri Manurung; Putri Cahaya Situmorang
Publication Year: 2021 , Page(s): 1 - 5
Cited by: Papers (1)
- Abstract **HTML** 
- Effect of Andaliman Fruit Extract on Cervical Cancer Rat's Histology** 
- Rostime Hermayerni Simanullang; Syafruddin Ilyas;
Salomo Hutahaean; Rosidah; Risma Dumiri Manurung;
Putri Cahaya Situmorang
2021 IEEE International Conference on Health, Instrumentation & Measurement, and Natural Sciences (InHeNce)
Year: 2021
-
- The Effect of Extract Ethanol Rosa damascena to the Interleukin-6 Level of Obese Rats** 
- M. Andriady Saidi Nasution; Chrismis Novalinda Ginting;
Linda Chiuman; I Nyoman Ehrich Lister
Publication Year: 2021 , Page(s): 1 - 5
- Abstract **HTML** 
- The Effect of Extract Ethanol Rosa damascena to the Interleukin-6 Level of Obese Rats** 
- M. Andriady Saidi Nasution; Chrismis Novalinda Ginting;
Linda Chiuman; I Nyoman Ehrich Lister
2021 IEEE International Conference on Health, Instrumentation & Measurement, and Natural Sciences (InHeNce)
Year: 2021
-
- Improvement of Liver Function from Lemon Pepper Fruit Ethanol Extract in Streptozotocin-Induced Wistar Rats** 

Linda Chiuman; Chrismis Novalinda Ginting; Ok Yulizal; Suhartomi;
Veranyca Chiuman
Publication Year: 2021 , Page(s): 1 - 5
Cited by: Papers (1)

► Abstract **HTML** 


- ☐ **Improvement of Liver Function from Lemon Pepper Fruit Ethanol Extract in Streptozotocin-Induced Wistar Rats** 

Linda Chiuman; Chrismis Novalinda Ginting; Ok Yulizal; Suhartomi;
Veranyca Chiuman
2021 IEEE International Conference on Health, Instrumentation &
Measurement, and Natural Sciences (InHeNce)
Year: 2021

-
- ☐ **Effectivity of Nano herbal Andaliman (Zanthoxylum acanthopodium) to the Vascular Endothelial Growth Factor (VEGF) expression in burn wound in diabetic rats** 

Risma Dumiri Manurung; Syafruddin Ilyas; Salomo Hutahaeen;
Rosidah Rosidah; Rostime Hermayerni Simanullang
Publication Year: 2021 , Page(s): 1 - 5

► Abstract **HTML** 


- ☐ **Effectivity of Nano herbal Andaliman (Zanthoxylum acanthopodium) to the Vascular Endothelial Growth Factor (VEGF) expression in burn wound in diabetic rats** 

Risma Dumiri Manurung; Syafruddin Ilyas; Salomo Hutahaeen;
Rosidah Rosidah; Rostime Hermayerni Simanullang
2021 IEEE International Conference on Health, Instrumentation &
Measurement, and Natural Sciences (InHeNce)
Year: 2021

-
- ☐ **Progress of Zn(O,S) based Nanoparticles for Hydrogen Evolution Reaction and its Application for Hydrogenation Reaction** 

Hairus Abdullah; Noto Susanto Gultom; Dong-Hau Kuo;
Hardy Shuwanto
Publication Year: 2021 , Page(s): 1 - 6

► Abstract **HTML** 


- ☐ **Progress of Zn(O,S) based Nanoparticles for Hydrogen Evolution Reaction and its Application for Hydrogenation Reaction** 

Hairus Abdullah; Noto Susanto Gultom; Dong-Hau Kuo;
Hardy Shuwanto
2021 IEEE International Conference on Health, Instrumentation &
Measurement, and Natural Sciences (InHeNce)
Year: 2021














-
- ☐ **Synthesis of Photocatalyst Fe₃O₄-CuO/activated carbon for removal of Aniline in water** 













Allwar Allwar; Hasna Putri Wibawanti; Rina Maulina;
Septianti Putri Shopiar; Rizky Frio Abimanyu; Feby Rahmawati
Publication Year: 2021 , Page(s): 1 - 5












► Abstract **HTML** 

- ☐ **Synthesis of Photocatalyst Fe₃O₄-CuO/activated carbon for removal of Aniline in water** 

Allwar Allwar; Hasna Putri Wibawanti; Rina Maulina;
Septianti Putri Shopiar; Rizky Frio Abimanyu; Feby Rahmawati
2021 IEEE International Conference on Health, Instrumentation &
Measurement, and Natural Sciences (InHeNce)
Year: 2021

- Liver Protection Activity of Sunkist Orange (*Citrus sinensis* L. Osbeck) Peels in Cyclophosphamide Induced Male Wistar Rat** 
Yolanda Eliza Putri Lubis; Maya Sari Mutia
Publication Year: 2021 , Page(s): 1 - 5
- ▶ Abstract [HTML](#) 
- Liver Protection Activity of Sunkist Orange (*Citrus sinensis* L. Osbeck) Peels in Cyclophosphamide Induced Male Wistar Rat** 
Yolanda Eliza Putri Lubis; Maya Sari Mutia
2021 IEEE International Conference on Health, Instrumentation & Measurement, and Natural Sciences (InHeNce)
Year: 2021
-
- Relationship between Cervical Vertebrae Maturity Levels with Mandibular Growth at the Age of 8 – 20 Years in Batak Tribe** 
Hilda Fitria Lubis; Christine Lumban Gaol
Publication Year: 2021 , Page(s): 1 - 5
- ▶ Abstract [HTML](#) 
- Relationship between Cervical Vertebrae Maturity Levels with Mandibular Growth at the Age of 8 – 20 Years in Batak Tribe** 
Hilda Fitria Lubis; Christine Lumban Gaol
2021 IEEE International Conference on Health, Instrumentation & Measurement, and Natural Sciences (InHeNce)
Year: 2021
-
- Potential Polymorphism of BMP-2 rs235768 in North Sumatra sub-population with Mandibular Asymmetry** 
Felicia; Ervina Sofyanti; Trelia Boel; Denny Satria; Donny Nauphar
Publication Year: 2021 , Page(s): 1 - 5
- ▶ Abstract [HTML](#) 
- Potential Polymorphism of BMP-2 rs235768 in North Sumatra sub-population with Mandibular Asymmetry** 
Felicia; Ervina Sofyanti; Trelia Boel; Denny Satria; Donny Nauphar
2021 IEEE International Conference on Health, Instrumentation & Measurement, and Natural Sciences (InHeNce)
Year: 2021
-
- Scheduling for Healthcare Centre for COVID-19: Deep Learning and Genetic Algorithmic Approach** 
Rasmika Billa; Mohammad Abdul Razzaq; Indranil Mukhopadhyay; Santanu Mandal
Publication Year: 2021 , Page(s): 1 - 5
- ▶ Abstract [HTML](#) 
- Scheduling for Healthcare Centre for COVID-19: Deep Learning and Genetic Algorithmic Approach** 
Rasmika Billa; Mohammad Abdul Razzaq; Indranil Mukhopadhyay; Santanu Mandal
2021 IEEE International Conference on Health, Instrumentation & Measurement, and Natural Sciences (InHeNce)
Year: 2021
-
- Potential of Human Wharton's Jelly Mesenchymal Stem Cells (hWJMScs) Secretome for COVID-19 Adjuvant Therapy Candidate** 
Wahyu Widowati; Teresa Liliana Wargasetia; Fanny Rahardja; Rimonta F Gunanegara; Tri Handayani; Hanna Sari Widya Kusuma; Seila Arumwardana; Cahyaning Riski Wijayanti; Rizal Rizal
Publication Year: 2021 , Page(s): 1 - 6
Cited by: Papers (1)

- Abstract **HTML**  
- Potential of Human Wharton's Jelly Mesenchymal Stem Cells (hWJMSCs) Secretome for COVID-19 Adjuvant Therapy Candidate**
- Wahyu Widowati; **Teresa Liliana Wargasetia**; Fanny Rahardja; Rimonta F Gunanegara; Tri Handayani; Hanna Sari Widya Kusuma; Seila Arumwardana; Cahyaning Riski Wijayanti; Rizal Rizal
2021 IEEE International Conference on Health, Instrumentation & Measurement, and Natural Sciences (InHeNce)
Year: 2021
-
- Animals and Technology in Space: A Perspective from Aerospace Engineering to Veterinary Medicine** 
- Andrés D. Reina; José Cornejo; Sergio Galvis-Forero; Eduardo Guzman; Reynaldo Oliva-Hernández
Publication Year: 2021 , Page(s): 1 - 6
Cited by: Papers (8)
- Abstract **HTML**  
- Animals and Technology in Space: A Perspective from Aerospace Engineering to Veterinary Medicine**
- Andrés D. Reina; José Cornejo; Sergio Galvis-Forero; Eduardo Guzman; Reynaldo Oliva-Hernández
2021 IEEE International Conference on Health, Instrumentation & Measurement, and Natural Sciences (InHeNce)
Year: 2021
-
- Stronger Antibacterial Efficacy of Red Beetroots Compared to Red Dragon Fruit Peels Extract on Streptococcus mutans** 
- Winda Khosasi; Jevon Felim; Shavilla Lukita; Mellisa Sim; Steven Wijaya; Florenly
Publication Year: 2021 , Page(s): 1 - 5
- Abstract **HTML**  
- Stronger Antibacterial Efficacy of Red Beetroots Compared to Red Dragon Fruit Peels Extract on Streptococcus mutans**
- Winda Khosasi; Jevon Felim; Shavilla Lukita; Mellisa Sim; Steven Wijaya; Florenly
2021 IEEE International Conference on Health, Instrumentation & Measurement, and Natural Sciences (InHeNce)
Year: 2021
-
- HIPAA-based Analysis on the Awareness Level of Medical Personnel in Indonesia to Secure Electronic Protected Health Information (ePHI)** 
- Hidayah; Kalamullah Ramli
Publication Year: 2021 , Page(s): 1 - 6
- Abstract **HTML**  
- HIPAA-based Analysis on the Awareness Level of Medical Personnel in Indonesia to Secure Electronic Protected Health Information (ePHI)**
- Hidayah; Kalamullah Ramli
2021 IEEE International Conference on Health, Instrumentation & Measurement, and Natural Sciences (InHeNce)
Year: 2021
-
- Measurement of Gas Bubbles Distribution on Electroflotation Process Using Titanium and Stainless Steel Electrode with DinoCapture 2.0** 
- Rudy Syah Putra; Desi Arrunillah; Farikhatul Fitria; Nadia Ripki
Publication Year: 2021 , Page(s): 1 - 5

- Abstract **HTML**  
- Measurement of Gas Bubbles Distribution on Electroflotation Process Using Titanium and Stainless Steel Electrode with DinoCapture 2.0**
- Rudy Syah Putra; Desi Arrunillah; Farikhatul Fitria; Nadia Ripki
2021 IEEE International Conference on Health, Instrumentation & Measurement, and Natural Sciences (InHeNce)
Year: 2021
-
- Artificial Intelligence in Medicine: A review of challenges in implementation and disparity** 
- Alwin Kumar Rathinam; Yunli Lee; David Ngo Chek Ling; Rajesh Singh; Lakshmi Selvaratnam; Narendra Pamidi
Publication Year: 2021 , Page(s): 1 - 6
- Abstract **HTML**  
- Artificial Intelligence in Medicine: A review of challenges in implementation and disparity**
- Alwin Kumar Rathinam; Yunli Lee; David Ngo Chek Ling; Rajesh Singh; Lakshmi Selvaratnam; Narendra Pamidi
2021 IEEE International Conference on Health, Instrumentation & Measurement, and Natural Sciences (InHeNce)
Year: 2021
-
- Antioxidant, Total Phenol, Total Flavonoid, and LC-MS/MS Analysis of Pometia Pinnata Ethanol Extract** 
- Adrian; Rony Abdi Syahputra; Sukirman Lie; Steven Theo; Sony Eka Nugraha
Publication Year: 2021 , Page(s): 1 - 5
Cited by: Papers (2)
- Abstract **HTML**  
- Antioxidant, Total Phenol, Total Flavonoid, and LC-MS/MS Analysis of Pometia Pinnata Ethanol Extract**
- Adrian; Rony Abdi Syahputra; Sukirman Lie; Steven Theo; Sony Eka Nugraha
2021 IEEE International Conference on Health, Instrumentation & Measurement, and Natural Sciences (InHeNce)
Year: 2021
-
- A Promising Anti-inflammatory Drugs from Citrus Amblycarpa (Hassk.) Ochse Seeds** 
- Jevon Felim; Mellisa Sim; Steven Wijaya; Chandra Susanto; Sopan Sinamo; Florenly
Publication Year: 2021 , Page(s): 1 - 6
- Abstract **HTML**  
- A Promising Anti-inflammatory Drugs from Citrus Amblycarpa (Hassk.) Ochse Seeds**
- Jevon Felim; Mellisa Sim; Steven Wijaya; Chandra Susanto; Sopan Sinamo; Florenly
2021 IEEE International Conference on Health, Instrumentation & Measurement, and Natural Sciences (InHeNce)
Year: 2021
-

Load More

[CHANGE USERNAME/PASSWORD](#)

[PAYMENT OPTIONS](#)
[VIEW PURCHASED DOCUMENTS](#)

[COMMUNICATIONS PREFERENCES](#)
[PROFESSION AND EDUCATION](#)
[TECHNICAL INTERESTS](#)

[US & CANADA: +1 800 678 4333](#)
[WORLDWIDE: +1 732 981 0060](#)
[CONTACT & SUPPORT](#)



[About IEEE Xplore](#) [Contact Us](#) [Help](#) [Accessibility](#) [Terms of Use](#) [Nondiscrimination Policy](#) [IEEE Ethics Reporting](#)  [Sitemap](#)
[IEEE Privacy Policy](#)

IEEE Account

- » [Change Username/Password](#)
- » [Update Address](#)

Purchase Details

- » [Payment Options](#)
- » [Order History](#)
- » [View Purchased Documents](#)

Profile Information

- » [Communications Preferences](#)
- » [Profession and Education](#)
- » [Technical Interests](#)

Need Help?

- » **US & Canada:** +1 800 678 4333
- » **Worldwide:** +1 732 981 0060
- » [Contact & Support](#)

[About IEEE Xplore](#) [Contact Us](#) [Help](#) [Accessibility](#) [Terms of Use](#) [Nondiscrimination Policy](#) [Sitemap](#) [Privacy & Opting Out of Cookies](#)

A not-for-profit organization, IEEE is the world's largest technical professional organization dedicated to advancing technology for the benefit of humanity.
© Copyright 2022 IEEE - All rights reserved. Use of this web site signifies your agreement to the terms and conditions.

Potential of Human Wharton's Jelly Mesenchymal Stem Cells (hWJMSCs) Secretome for COVID-19 Adjuvant Therapy Candidate

Wahyu Widowati*
Faculty of Medicine
Maranatha Christian University
Bandung, Indonesia
wahyu_w60@yahoo.com

Teresa Liliana Wargasetia
Faculty of Medicine
Maranatha Christian University
Bandung, Indonesia
teresa.lw@med.maranatha.edu

Fanny Rahardja
Faculty of Medicine
Maranatha Christian University
Bandung, Indonesia
fanny.rahardja19@gmail.com

Rimonta F Gunanegara
Faculty of Medicine
Maranatha Christian University
Bandung, Indonesia
gunanegara_rimonta@yahoo.com

Tri Handayani
Biomolecular and Biomedical
Research Center
Aretha Medika Utama
Bandung, Indonesia
mbaktrihandayani@gmail.com

Hanna Sari Widya Kusuma
Biomolecular and Biomedical
Research Center
Aretha Medika Utama
Bandung, Indonesia
hannasariw@amubbr.co.id

Seila Arumwardana
Biomolecular and Biomedical
Research Center
Aretha Medika Utama
Bandung, Indonesia
seila.wardana91@gmail.com

Cahyaning Riski Wijayanti
Biomolecular and Biomedical
Research Center
Aretha Medika Utama
Bandung, Indonesia
cahyaningwidodo@gmail.com

Rizal Rizal
Biomedical Engineering
Department of Electrical Engineering,
Faculty of Engineering
University of Indonesia
Depok, Indonesia
Biomolecular and Biomedical
Research Center
Aretha Medika Utama
Bandung, Indonesia
rizal_biotek@yahoo.com

Abstract— SARS-CoV-2 is a virus that causes a serious life-threatening disease known as COVID-19. Patients with COVID-19 can develop acute respiratory distress syndrome (ARDS) and multiorgan failure requiring safe and effective therapy. The human Wharton's Jelly Mesenchymal Stem Cells (hWJMSCs) can act as an anti-inflammatory and regenerative properties due to their secretion such as cytokine, growth factor, antimicrobial, and chemokine. A natural way of producing the secreted proteins of a cell (secretome) is by culturing mesenchymal stem cells (MSCs) under starvation or serum deprivation condition. This research was performed to measure the level of Fibroblast Growth Factor-7 (FGF-7), antibacterial protein LL-37 (LL-37), interleukin 1 Receptor Antagonist (IL-1ra), respectively, in the secretome of hWJMSCs. The secretome levels at: non-starvation, 24-, 48-, and 72-hours starvation periods were measured using ELISA method. The hWJMSCs secreted levels of FGF-7, LL-37, and IL-1ra were 46.74 – 72.13 pg/mL, 1.70 – 4.14 ng/mL, 1.35 – 8.32 pg/mL, respectively. The longer the starvation period of cells, the higher the protein levels produced. The hWJMSCs secrete FGF-7, LL-37, IL-1ra, longer starvation periods of cells will increase secretome levels. The hWJMSCs could potentially serve as adjuvant therapy for COVID-19.

Keywords— hWJMSCs, Acute Respiratory Distress Syndrome, cytokine storm, SARS-CoV-2

I. INTRODUCTION

Coronavirus disease 2019 (COVID-19) began in December 2019 in Wuhan, China and spread quickly and continuously [1], responsible for 116 million cases, with 2.5 million deaths [2,3]. The COVID-19 has caused significant

morbidity and death in the respiratory system [4]. The spike glycoprotein (S protein) receptor-binding domain (RBD) is a type I viral fusion protein involved to target cell receptors and requires the membrane-linked angiotensin-converting enzyme 2 (ACE2) for cell entrance to mediate the early phases of infection [5][6]. The ACE2 is found in the upper and lower respiratory tracts, but also inside the intestines, the heart, and blood vessel endothelial cells [6-8].

The development of viral pneumonia-induced acute respiratory distress syndrome (ARDS) is the primary cause of death from severe acute respiratory syndrome coronavirus 2 (SARS-CoV-2) [9][10]. Approximately one-third of SARS-CoV-2 patients hospitalized fulfill the criteria for ARDS [3,11]. Cytokine storm or cytokine hyperproduction is important for the inflammatory response during coronavirus infections, provoke a severe immunological reaction and an invasion on some other normal alveolar cells, resulting in ARDS and multi-organ damage and thereby causing severe illness and death [12-14].

The cytokine storm is characterized by the release of large amounts of pro-inflammatory cytokines and chemokines into the bloodstreams of COVID-19 patients, particularly Interleukin-6 (IL-6), Tumor Necrosis Factor- α (TNF- α), Interferon- γ (INF- γ), chemokine (C-X-C motif) ligand-9 (CXCL-9), and (CXCL-10) [6][15][16]. Elevated circulating chemokines and cytokines such as IL-6, IL-1ra, C-C Motif Chemokine Ligand-2 (CCL-2), CCL-8, CXCL-2, CXCL-8, CXCL-9, and CXCL-16 show an increase of

generalized inflammation in COVID-19 patients [6,7]. The levels of IL-2 (IL-2R), IL-1, and IL-6 receptors were shown to be positively associated with disease severity of COVID-19 patients [12,18]. Virus stimulates cytokine storm in the lungs and releases cytokines such as TNF- α , IL-2, IL-6, IL-7, Granulocyte Colony-Stimulating Factor (GSCF), interferon-induced protein (IP10), monocyte chemoattractant protein-1 (MCP-1), followed by the edema, air exchange dysfunction, ARDS, Acute Cardiac Injury (ACI) and secondary infection that may cause death [19].

Controlling and suppressing the cytokine storm in COVID-19 is one of strategy to prevent the progression of COVID-19 and save the patient [12]. Mesenchymal Stem Cells (MSCs)-based cell therapy is a safe and promising treatment for ARDS. In patients with COVID-19, MSCs-based therapy can act as an immunomodulator as well as heal and renew lung tissue [20]. The MSCs are beneficial and safe in protecting the lungs and damaged sites, privileged immune systems, immunomodulators, antimicrobial and regenerative [21]. The MSCs support hematopoiesis and immuno-modulatory properties. The migration of MSCs is mediated by growth factors, chemokines, adhesion molecules, and toll-like receptors [22]. The MSCs secrete low molecular weight proteins in the form of Antimicrobial Peptides (AMPs) to fight infections like viruses, bacteria, and fungus [21,23]. The MSCs' antibacterial activity is partly mediated by human cathelicidin antimicrobial peptide, hCAP-18/LL-37, an AMP. The treatment with MSCs was able to reduce the lung bacterial load while increasing LL-37 alveolar concentrations [21,24].

The MSCs can inhibit the epithelial-mesenchymal transition of alveolar epithelial cells, which is controlled by inhibiting TGF- gene transcripts such as Zinc Finger E-box Binding homeobox-1 (ZEB-1), Twist-Related Protein-1 (TWIST-1), and Connective Tissue Growth Factor (CTGF), and is partially mediated by KGF/FGF-7 [25]. The clearance of alveolar fluid by MSCs is dependent on claudin-4 that is involved in tight junction formation [26]. MSCs can change immune function levels [1][27] and are also safe and effective for patients with COVID-19-related pneumonia or patients with acute diseases [27]. This research was conducted to measure the level of FGF-7, LL-37, IL-1ra in the secretome of hWJMSCs.

II. MATERIALS AND METHODS

A. hWJMSCs isolation and markers detection

Human Umbilical Cord (UC) were obtained from normal delivery women aged 25 to 40 years who have signed an informed consent form the Institutional Ethics Committee of Maranatha Christian University in Bandung, Indonesia, and Immanuel Hospital Bandung, Bandung, Indonesia [28]. The WJMSCs were isolated from the WJ of the umbilical cord. The hWJMSCs at 80-90% confluence were harvested and analyzed for the surface marker using flow cytometry (MACSQuant Analyzer 10, Miltenyi Biotec). The cells were stained with specific antibodies (CD90 FITC, CD73 APC, CD105 PerCP-Cy5, CD44 PE, negative lineage: CD34/CD45/CD11b/CD19/HLA-DR PE) according to manufacturer's protocol (BD stem flowTM, 562245) [28][29][30][31][32].

Negative lineage: CD34/CD45/CD11b/CD19/HLA-DR PE) according to manufacturer's protocol (BD stem flowTM, 562245) [28][29][30][31][32].

B. Preparation of conditioned medium from hWJMSCs

The hWJMSCs passage 5 (P5) were used for experiments. The 8×10^3 cells/cm² cells were seeded in Minimum Essential Medium (MEM- α) (Biowest, L0475-500) added with 10% fetal bovine serum (FBS) (Biowest, S1810-500), 1% ABAM, 0.1% Gentamicin (Gibco, 15750060), 1% Amphotericin B (Amp B) (Biowest, L0009-100), 1% Nanomycopulitin (Biowest, LX16-100) incubated in a humidified atmosphere with 5% CO₂. After the cells reached 80-90% confluence, the cells were grown in a starving medium (FBS free medium) for 24, 48, and 72 hours. The medium was collected and centrifuged at 3,000 g for 4 minutes at 37 °C, and the supernatant was purified using a 0.22-mm MillexeGV Filter Unit with Durapore (Millipore Corporation, SLGV 033 RS) and used as hWJMSCs secretome [28, 29].

C. FGF-7, LL-37, IL-1RA level of hWJMSCs secretome

The level of FGF-7, LL-37, and IL-1ra in the cell-free supernatant of hWJMSCs was measured using Human FGF-7/KGF (Fibroblast Growth Factor 7) ELISA Kit (Elabsci, E-EL-H0092), Human LL-37 (Antibacterial Protein LL-37) ELISA Kit (Elabsci, E-EL-H2438), and Human IL-1ra/IL-1F3 (Interleukin 1 Receptor Antagonist) ELISA Kit (Elabsci, E-EL-H0089), respectively. Regarding the manual, 50 μ L of stop solution was applied to each well, and the absorbance was read at 450 nm microplate reader (Multiskan Go, Thermo Fisher Scientific) [28].

D. Protein Total assay

The standard solution of Bovine Standard Albumin (BSA) was produced from a dilution sequence of BSA stock. In each well plate, 2 mg of BSA (Sigma Aldrich, A9576) was dissolved in 1,000 L ddH₂O, followed by 20 L of standard solutions and 200 L Quick Start Dye Reagent 1X (Biorad, 5000205). After 5 minutes of incubation at room temperature, the absorbance at 595 nm was measured using a microplate reader [32]. The protein total of samples was used to convert the level of FGF-7, LL-37, and IL-1ra in unit/mg protein.

E. Statistical Analysis

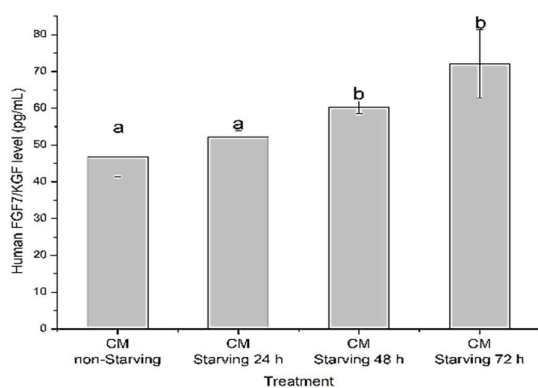
The mean and standard deviation are used to represent all of the data. The data were analyzed using the One Way ANOVA test, which was followed by the Dunnett T3 post hoc test (0.05 was considered significant).

III. RESULTS AND DISCUSSION

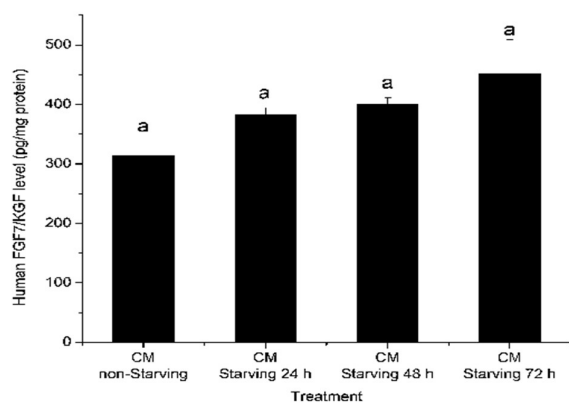
A. FGF-7 level of hWJMSCs-secretome

The human Wharton's Jelly-derived MSCs (hWJMSCs) are more useful and easier to isolate, have expansion and banking capabilities, a higher self-renewal and proliferation rate, immunosuppressive potential than adult tissue-derived MSCs, and can also be utilized in both autologous and allogeneic treatments [29, 30]. The hWJMSCs are more primitive and do not express the major histocompatibility complex (MHC) of class II protein, which contributes to their hypo-immunogenicity in the context of transplantation, than the MSCs which is isolated from other tissue sources [30].

The P5 of hWJMSCs which starving (free FBS) for 24, 48, 72 hours and the secretome (conditioned medium) were harvested and the the FGF-7 level hWJMSCs-secretome was measured. The FGF-7 level of hWJMSCs-secretome is shown in Fig. 1. Fig. 1A shows that FGF-7 levels increase for longer periods of starvation although Fig. 1B does not show significant differences between different starvation periods, but long-term starvation tends to show increases in FGF-7 levels.



(A) FGF-7 level (ng/mL)



(B) FGF-7 level (ng/mg protein)

Fig. 1. Effect of starving period treatment to FGF-7 level of hWJMSCs-secretomes.

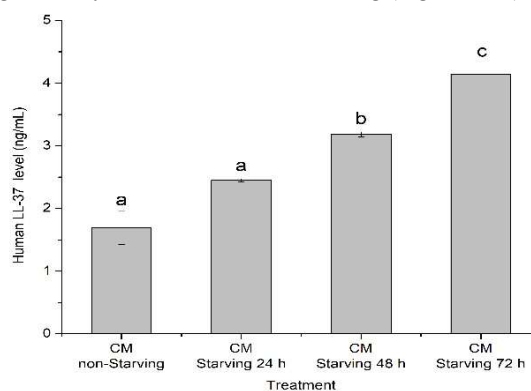
*The data was presented as mean + standard deviation. A different letter (a, b) shows a significant difference between the various starving time for FGF-7 level in pg/mL (Fig. 1A). This data shows an insignificant difference between the various starving times for the level of FGF-7 in pg/mg protein (Fig. 1B) based on the Dunnett T3 post hoc test ($p < 0.05$).

Based on this research finding results, the hWJMSCs was able to secrete FGF-7 at various level of 46.76 pg/mL – 72.13 pg/mL or 313.87 pg/mg protein – 450.94 pg/mg protein (Fig. 1). This finding result was validated with the previous study for which MSCs can inhibit the epithelial-mesenchymal transition of alveolar epithelial cells, which is controlled by suppressing TGF- gene transcripts such as Zinc-Finger E-Box-Binding Homeobox 1 (ZEB-1), Twist-Related Protein-1 (TWIST-1), and Connective Tissue Growth Factor (CTGF), which is mediated in part by FGF-7 [25]. In vivo ARDS model and endotoxin-induced human lung show that MSCs administration increased the alveolar fluid clearance [33, 34]. These effects might be linked to FGF-7 release and extracellular microvesicles. The MSCs'

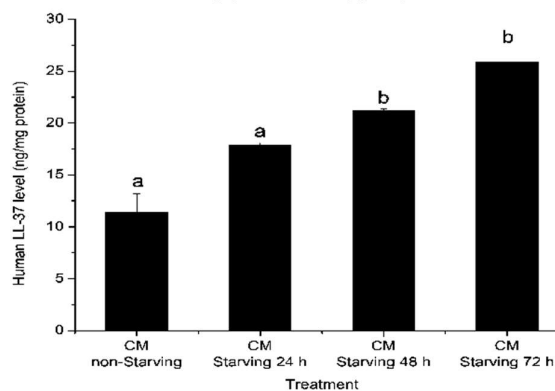
therapeutic impact in ARDS can heal alveolar epithelial cells by increasing secretion of HGF, KGF/FGF-7, PGE-2, ANG-1, IL-1RN, EVs, MMP-8, and clearing the alveolar fluid by increasing secretion of FGF-7, HGF, ANG-1, as well as inhibiting apoptosis by increasing secretion of HGF, KGF, IGF, IL-10, EVs [34].

B. LL-37 level of hWJMSCs-secretomes

The level of LL-37 of hWJMSCs-secretome for 24, 48, 72 starving hours can be seen in Fig. 2. Fig. 2A shows that the level of LL-37 was increased for a longer starving period. The level of LL-37 after 24-hour starvation was not significantly different from non-starving (Fig. 2A, 2B).



(A) LL-37 level (ng/mL)



(B) LL-37 level (ng/mg protein)

Fig. 2. Effect of starving period treatment to LL-37 level of hWJMSCs-secretomes.

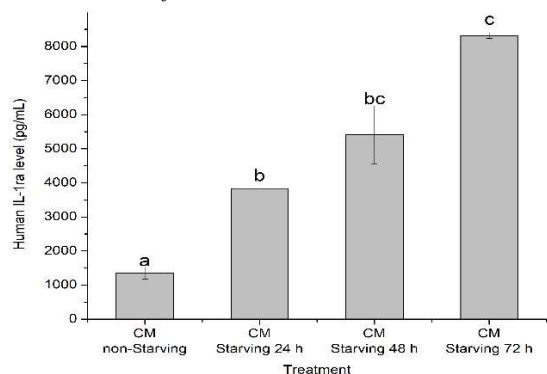
*The data was presented as mean + standard deviation. A different letter (a, b, c) shows a significant difference between the various starving times for LL-37 level in ng/mL (Fig. 2A). A different letter (a, b) shows a significant difference between the various starving times for LL-37 level in ng/mg protein (Fig. 2B) based on the Dunnett T3 post hoc test ($p < 0.05$).

The LL-37 secretion of hWJMSCs was 1.70 ng/mL – 4.14 ng/mL or 11.39 – 25.89 ng/mg protein (Fig. 2.). This data was in line with a previous study on the therapeutic effect of MSCs on the activity of bacteria or phagocytosis by secreting LL-37, Lipocalin-2, B-Defensive-2, Hepsidin, KGF [34]. Secret antimicrobial factors in MSCs, such as peptides LL-37 and lipocalin-2 promote macrophage phagocytosis in the lungs and increase bacteria clearance [24]. The MSC-induced bacterial clearance triggered by LL-37 has also been observed in cystic fibrosis animal models [21, 35]. In a mouse model of E. coli-induced ARDS, the

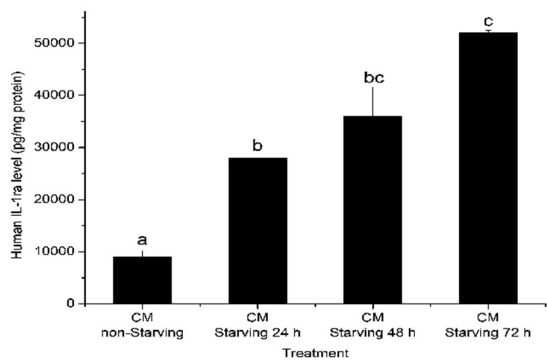
MSC treatment decreased the development of *E. coli* colony-forming units in bronchoalveolar lavage (BAL) [21, 36, 37].

The IL-1ra secretion of hWJMSCs was 1347.44 pg/mL – 8317.47 pg/mL or 9049.03 pg/mg protein – 51997.12 pg/mg protein. This finding result is supported by a previous study that the release of IL-1ra by MSCs decreases IL-1 activity by producing tumor necrosis factor-stimulated gene-6 (TSG-6), which results in the suppression of NF- κ B signaling and the decrease of inflammatory cytokine production [38]. The MSCs inhibited IL-1 production in an IL-1ra-dependent way; MSC-derived IL-1ra in the treatment of acute lung damage [39, 40]. Among MSCs-sourced factors, IDO, IL-6, TGF- β , NO, IL-10, PGE-2, leukocyte inhibitory factor (LIF), IL-1ra have beneficial MSCs in the attenuation of acute and chronic inflammation [41].

C. IL-1ra level of hWJMSCs-secretome



(A) IL-1ra level (pg/mL);



(B) IL-1ra level (pg/mg protein)

Fig. 3. Effect of starving period treatment to IL-1ra level hWJMSCs-secretomes.

*The data was presented as mean + standard deviation. A different letter (a, b, bc, c) shows a significant difference between various starving time for IL-1ra level in pg/mL (Fig. 3A). A different letter (a,b,bc,c) shows a significant difference between the various starving times for IL-1ra level in pg/mg protein (Fig. 3B) based on the Dunnett T3 post hoc test ($p < 0.05$).

The starving hWJMSCs-secretome (conditioned medium) were harvested and the hWJMSCs-secretome was measured for the IL-1ra level. The IL-1ra level of hWJMSCs-secretome is shown in Fig. 3. Based on the obtained results, the level of IL-1ra was increased for a

longer starving period (Figure 1A), with the highest level of IL-1ra was about 72 hours of starvation.

Based on Figs. 1-3, longer starvation (24, 48, 72 h) increased FGF-7, LL-37, IL-1ra level, where the longest starvation resulted in the highest levels of FGF-7, LL-37, and IL-1ra, respectively. These findings were consistent with the previous study that Starvation did not cause an evident apoptotic response in immortalized human MSCs (ihMSCs) till 120 hours of starvation [42].

Longer starvation (72 hours) increased factors and triggered the secretion of FGF-7, LL-37, IL-1ra. This finding was consistent with previous studies that cellular starvation is a result of inflammatory tissue injury, that cells starvation activates adaptive responses, and that cells starvation upregulates numerous cytokines and chemokines including IL-6 and IL-8 in response to starvation cells [43]. To increase the factors number released by MSCs can be done by modifying them to over express beneficial genes or pre-treating with a series of preconditioning methods that can enhance their therapeutic benefits. An increase in MSC engraftment and survival in the lung, a reduction in oxidative damage, and enhanced anti-inflammation, anti-apoptosis, and angiogenesis effects all contribute to improved therapeutic benefits [15]. The MSCs cultured under hypoxia release bioactive substances such as HGF, IGF-1, VEGF, and BAL-2, which have pro-angiogenic and anti-apoptotic properties [15][45].

Pre-activation with serum from ARDS patients improves MSC anti-inflammatory ability, as shown by increases in IL-10 and IL-1RN production [15][45]. These preconditioning methods may hold promise for improving MSC potency in the treatment of ARDS [15]. Exosomes produced from serum-deprived MSCs are up to 22-fold more efficient than exosomes derived from control cells at delivering small interfering RNAs (siRNAs) to cells of interest (injury cells) [46]. Cellular stress increases the EVs activity by altering their protein and RNA composition. Serum deprivation may induce cellular stress and is widely used in extracellular vesicle production, to alter EVs level, activity, and composition [46].

IV. CONCLUSION

The hWJMSCs was able to secrete the FGF-7, LL-37, and IL-1ra, respectively, in both non-starvation and starvation-serum condition. Longer periods of starvation was able to increase FGF-7, LL-37, and IL-1ra levels of secretion in hWJMSCs; 72 hours of starvation was the inflammatory model to induce FGF-7, LL-37, and IL-1ra secretion in hWJMSCs. In conclusion, the hWJMSCs is highly potential to be used as an adjuvant therapy for COVID-19 patients.

ACKNOWLEDGMENT

We acknowledge and Thank you to the Republic of Indonesia's Ministry of Education, Culture, Research, and Technology for the research grant 2021 (Penelitian Terapan Unggulan Perguruan Tinggi 2021). The study method and laboratory facilities were also provided by Aretha Medika Utama Biomolecular and Biomedical Research Center in Bandung, Indonesia. We would like to express our gratitude to Ervi Afifah, Muhamad Aldi Maulana, Meganita Marthania of Aretha Medika Utama, Biomolecular and Biomedical

Research Center, Bandung, Indonesia, for their valuable assistance

REFERENCES

- [1] Z. Leng, R. Zhu, W. Hou, Y. Feng, Y. Yang, Q. Han Q, et al., "Transplantation of ACE2-mesenchymal stem cells improves the outcome of patients with COVID-19 pneumonia," *Aging Dis*, vol. 11, no. 2, pp. 216-228, 2020.
- [2] E. Dong, H. Du, L. Gardner. "An interactive web-based dashboard to track COVID-19 in real time," *Lancet Infect Dis*, vol. 20, pp. 533-534, 2020.
- [3] A.H. Attaway, R.G. Scheraga, A. Bhimraj, M. Biehl, U. Hatipoğlu, "Severe covid-19 pneumonia: pathogenesis and clinical management," *BMJ*, vol. 436, pp. 1-19, 2021.
- [4] N. Zhu, D. Zhang, W. Wang, X. Li, B. Yang, J. Song, et al. "Novel coronavirus from patients with pneumonia in China 2019," *N Engl J Med Massachusetts Med Soc*, vol. 382, pp. 727-733, 2020.
- [5] W. Li, M.J. Moore, N. Vasilieva, J. Sui, S.K. Wong, M.A. Berne, et al. "Angiotensin-converting enzyme 2 is a functional receptor for the SARS coronavirus," *Nature*, vol. 426, pp. 450-454, 2003.
- [6] M.A. Canham, J.D.M. Campbell, J.C. Mountford. "The use of mesenchymal stromal cells in the treatment of coronavirus disease 2019," *J Transl Med*, vol. 18, pp. 359, 2020.
- [7] H. Xu, L. Zhong, J. Deng, J. Peng, H. Dan, X. Zeng, et al., "High expression of ACE2 receptor of 2019nCoV on the epithelial cells of oral mucosa," *Int J Oral Sci*, vol. 12, issue. 1, pp. 8, 2020.
- [8] I. Hamming, W. Timens, M.L.C. Bulthuis, A.T. Ely, G. Navis, H. van Goor. "Tissue distribution of ACE2 protein, the functional receptor for SARS coronavirus. A first step in understanding SARS pathogenesis," *J Pathol*, vol. 203, pp. 631-637, 2004.
- [9] S. Herold, C. Becker, K.M. Ridge, G.R.S. Budinger. "Influenza virus-induced lung injury: pathogenesis and implications for treatment," *Eur Respir J*, vol. 45, pp. 1463-1478, 2015.
- [10] M.A.T. Acosta, B.D. Singer. "Pathogenesis of COVID-19-induced ARDS: implications for an ageing population," *Eur Respir J*, vol. 56, pp. 2002049, 2020.
- [11] S.J. Tzotzos, B. Fischer, H. Fischer, M. Zeitlinger. "Incidence of ARDS and outcomes in hospitalized patients with COVID-19: a global literature survey," *Crit Care*, vol. 24, pp. 516, 2020.
- [12] N.U. Azmi, M.U. Puteri, D. Lukmato. "Cytokine Storm in COVID-19: An overview, mechanism, treatment strategies, and stem cell therapy perspective," *PSR*, vol. 7, pp. 1-11, 2020.
- [13] P. Mehta, D.F. McAuley, M. Brown, E. Sanchez, R.S. Tattersall, J.J. Manson. "COVID-19: Consider cytokine storm syndromes and immunosuppression," *Lancet*, vol. 395, issue. 10229, pp. 1033-1034, 2020.
- [14] Z. Ye, Y. Zhang, Y. Wang, et al., "Chest CT manifestations of new coronavirus disease 2019 (COVID-19): a pictorial review," *Eur Radiol*, vol. 30, pp. 1-8, 2020.
- [15] H. Qin, A. Zhao. "Mesenchymal stem cell therapy for acute respiratory distress syndrome: from basic to clinics," *Protein Cell*, vol. 11, issue. 10, pp. 707-722, 2020.
- [16] X. Li, M. Geng, Y. Peng, L. Meng, S. Lu. "Molecular immune pathogenesis and diagnosis of COVID-19," *J Pharm Anal*, vol. 10, issue. 2, pp. 102-108, 2020.
- [17] D. Blanco-Melo, B.E. Nilsson-Payant, W.C. Liu, S. Uhl, D. Hoagland, R. Moller, et al., "Imbalanced host response to SARS-CoV-2 drives development of COVID-19," *Cell*, vol. 181, issue. 5, pp. 1036-1045, 2020.
- [18] J. Chen, C. Hu, L. Chen, L. Tang, Y. Zhu, X. Xu, et al., "Clinical study of mesenchymal stem cell treatment for acute respiratory distress syndrome induced by epidemic influenza A (H7N9) infection: a hint for COVID-19 treatment," *Engineering*, vol. 6, issue. 10, pp. 1153-1161, 2020.
- [19] C. Huang, Y. Wang, X. Li, L. Ren, J. Zhao, Y. Hu, et al., "Clinical features of patients infected with 2019 novel coronavirus in Wuhan, China," *Lancet*, vol. 395, pp. 497-506, 2020.
- [20] W. Chrzanowski, S.Y. Kim, L.L. McClements. "Can stem cells beat COVID-19: advancing stem cells and extracellular vesicles toward mainstream medicine for lung injuries associated with SARS-CoV-2 infections," *Front Bioeng Biotechnol*, vol. 8, issue. 54, 2020.
- [21] N. Durand, J. Mallea, A.C. Zubair. "Insights into the use of mesenchymal stem cells in COVID-19 mediated acute respiratory failure," *npj Reg Med*, vol. 17, pp. 1-9, 2020.
- [22] D. Cetin, M. Topcul. "Can mesenchymal stem cells be used to treat COVID-19-induced pneumonia? (Review)," *Biomed Reports*, vol. 13, issue. 62, pp. 1-6, 2020.
- [23] J.K. Boparai, P.K. Sharma. "Mini review on antimicrobial peptides, sources, mechanism and recent applications," *Protein Pept Lett*, vol. 27, pp. 4-16, 2020.
- [24] A. Krasnodembskaya, Y. Song, X. Fang, N. Gupta, V. Serikov, J.W. Lee, et al., "Antibacterial effect of human mesenchymal stem cells is mediated in part from secretion of the antimicrobial peptide LL-37," *Stem Cells*, vol. 28, issue. 12, pp. 2229-2238, 2010.
- [25] Y. Uzunhan, O. Bernard, D. Marchant, N. Dard, V. Vanneaux, J. Larghero, et al., "Mesenchymal stem cells protect from hypoxia-induced alveolar epithelial-mesenchymal transition," *Am J Physiol Lung Cell Mol Physiol*, vol. 310, pp. L439-L451, 2016.
- [26] Y. Zheng, W. Cai, S. Zhou, L. Xu, C. Jiang. "Protective effect of bone marrow derived mesenchymal stem cells in lipopolysaccharide-induced acute lung injury mediated by claudin-4 in a rat model," *Am J Transl Res*, vol. 8, pp. 3769-377, 2016.
- [27] A. Golchin, E. Seyedjafari, A. Ardeshirylajimi. "Mesenchymal Stem Cell Therapy for COVID-19: Present or Future," *Stem Cell Rev Reports*, vol. 16, pp. 427-433, 2020.
- [28] W. Widowati, H. Widyastuti, H. Murti, D.R. Laksmiawati, H.S.W. Kusuma, R. Rizal, E. Afifah, S.B. Sumitro, M.A. Widodo, I. Bachtiar. "Interleukins and VEGF secretome of human wharton's Jelly mesenchymal stem cells-conditioned medium (hWJMSCs-CM) in different passages and oxygen tensions," *Biosci Reports*, vol. 14, issue. 4, pp. 776-787, 2017.
- [29] W. Widowati, L. Wijaya, H. Murti, H. Widyastuti, D. Agustina, D.R. Laksmiawati, et al., "Conditioned medium from normoxia (WJMSCsnorCM) and hypoxia-treated WJMSCs (WJMSCshypoCM) in inhibiting cancer cell," *Biomarkers Genomic Med*, vol. 7, pp. 8-17, 2015.
- [30] W. Widowati, D.K. Jasaputra, S.B. Sumitro, M.A. Widodo, K. Yaprianto, I. Bachtiar. "Potential of unengineered and engineered wharton's jelly mesenchymal stem cells as cancer inhibitor agent," *Immun Endoc Metab Agents in Med Chem*, vol. 15, pp. 128-137, 2015.
- [31] W. Widowati, R.F. Gunanegara, R. Rizal, W.S. Widodo, A. Amalia, S.H.B. Wibowo, et al., "Comparative Analysis of Wharton's Jelly Mesenchymal Stem Cell (WJ-MSCs) Isolated Using Explant and Enzymatic Methods," *Journal of Physics: Conference Series*, vol. 1374, 2019.
- [32] W. Widowati, R. Noverina, W. Ayuningtyas, D. Kurniawan, H.S.W. Kusuma, S. Arumwardana, et al., "Proliferation, Characterization and Differentiation Potency of Adipose Tissue-Derived Mesenchymal Stem Cells (AT-MSCs) Cultured in Fresh Frozen and non-Fresh Frozen Plasma," *Int J Mol Cell Med*, vol. 8, pp. 283-293, 2019.
- [33] J. Park, S. Kim, H. Lim, A. Liu, S. Hu, J. Lee, et al., "Therapeutic effects of human mesenchymal stem cell microvesicles in an ex vivo perfused human lung injured with severe E. coli pneumonia," *Thorax*, vol. 74, pp. 43-50, 2019.
- [34] C. Qin, L. Zhou, Z. Hu, et al., "Dysregulation of immune response in patients with COVID-19 in Wuhan China," *Clin Infect Dis*, vol. 71, pp. 762, 2020.
- [35] J. Devaney, S. Horie, C. Mastersom, S. Elliman, F. Barry, T. O'Brien, et al., "Human mesenchymal stromal cells decrease the severity of acute lung injury induced by E. coli in the rat," *Thorax*, vol. 70, pp. 625-635, 2015.
- [36] M.T. Sutton, D. Fletcher, S. Ghosh, A. Weinberg, Heeckeren van, S. Kaur, et al., "Antimicrobial properties of mesenchymal stem cells: therapeutic potential for cystic fibrosis infection, and treatment," *Stem Cells Int*, vol. 2016, pp. 5303048, 2016.
- [37] G.F. Curley, M. Jerkic, S. Dixon, G. Hogan, C. Masterson, D. O'Toole, et al., "Cryopreserved, xeno-free human umbilical cord mesenchymal stromal cells reduce lung injury severity and bacterial burden in rodent Escherichia coli-induced acute respiratory distress syndrome," *Crit Care Med*, vol. 45, pp. e202-e212, 2017.
- [38] M. Kavianpour, M. Saleh, J. Verdi. "The role of mesenchymal stromal cells in immune modulation of COVID-19: focus on cytokine storm," *Stem Cell Res Ther*, vol. 11, pp. 404, 2020.

- [39] C.R. Harrel, B.S. Markovic, C. Fellabaum, N. Arsenijevic, V. Djonov, V. Volarevic. "The role of Interleukin 1 receptor antagonist in mesenchymal stem cell-based tissue repair and regeneration," *BioFactors*, vol. 46, pp. 1–13, 2019.
- [40] C.R. Harrel, R. Sadikot, J. Pascual, et al., "Mesenchymal stem cell-based therapy of inflammatory lung diseases: current understanding and future perspectives," *Stem Cells Int*, vol. 4236973, pp. 1-14, 2019.
- [41] V. Volarevic, M. Gazdic, B.S. Markovic, N. Jovicic, V. Djonov, N. Arsenijevic. "Mesenchymal stem cell-derived factors: Immunomodulatory effects and therapeutic potential," *Biofactors*, vol. 43, pp. 633–644, 2017.
- [42] A. Nuschke, M. Rodrigues, A.W. Wells, K. Sylakowski, A. Wells. "Mesenchymal stem cells/multipotent stromal cells (MSCs) are glycolytic and thus glucose is a limiting factor of in vitro models of MSC starvation," *Stem Cell Res Ther*, vol. 7, issue. 179, pp. 2-9, 2016.
- [43] F. Püschel, F. Favaro, J. Redondo-Pedraza, E. Lucendo, R. Iurlaro, S. Marchetti, et al., "Starvation and antimetabolic therapy promote cytokine release and recruitment of immune cells," *PNAS*, vol. 117, issue. 18, pp. 9932–9941, 2020.
- [44] W. Zhang, L. Liu, Y. Huo, Y. Yang, Y. Wang. "Hypoxia-pretreated human MSCs attenuate acute kidney injury through enhanced angiogenic and antioxidative capacities," *Biomed Res Int*, vol. 2014, pp. 462472, 2014.
- [45] M.L. Bustos, L. Huleihel, E.M. Meyer, A.D. Donnenberg, V.S. Donnenberg, J.D. Sciruba, et al., "Activation of human mesenchymal stem cells impacts their therapeutic abilities in lung injury by increasing interleukin (IL)-10 and IL-1RN levels," *Stem Cells Transl Med*, vol. 2, pp. 884–895, 2013.
- [46] R.A. Haraszti, R. Miller, M.L. Dubuke, H.E. Rickwell, A.H. Coles, E. Sapp, et al. "Serum deprivation of mesenchymal stem cells improves exosome activity and alters lipid and protein composition," *iSci*, vol. 16, pp. 230-241, 2019.