



LPPM ISBI BANDUNG

PROCEEDING INTERNATIONAL CONFERENCE 2020

Reposition of The Art and Cultural Heritage After Pandemic Era

Publisher:

SUNAN
AMBU
PRESS

Sunan Ambu Press, ISBI Bandung
Buar Batu St. No. 212 Bandung 40255
Telp: (022) 7304532 Faks: (022) 7303021
E-Mail: penerbitan@isbi.ac.id



LPPM ISBI Bandung

PROCEEDING
INTERNATIONAL
CONFERENCE 2020

SUNAN
AMBU
PRESS

2020

SUNAN
AMBU
PRESS
2020

**Proceeding International Conference 2020:
Reposition of The Art and Cultural
Heritage After Pandemic Era**

Editor : Afri Wita

ISBI Bandung, 29 September 2020



2020

Publisher:

Sunan Ambu Press

**Lembaga Penelitian dan Pengabdian Kepada Masyarakat (LPPM)
Institut Seni Budaya Indonesia (ISBI) Bandung**

**Proceeding International Conference 2020:
Reposition of The Art and Cultural Heritage After Pandemic Era**

Editor: Afri Wita

Diterbitkan pertama kali 2020
Cet. 1 Bandung : Sunan Ambu ISBI Press
iv+ 250 halaman 21 x 29,7 cm
ISBN : 978-623-6857-03-8

Cetak Pertama - 1, 2020

Pracetak : Agus Cahyana
Desain Sampul : Agung Gumelar
Tata Letak Isi : Agung Gumelar

Susunan Panitia Pelaksana dan Steering Committee:

Penganggung Jawab : Wanda Listiani
Ketua Pelaksana : Agus Cahyana
Sekretaris : Nani Sriwardani
Dokumentasi : Farid
Publikasi : Asep Miftahul Falah
Akomodasi : Kartini Setyowati
Anggota Pelaksana : Ami Dwiarti, Galih Mahendra
Reviewer : Enok Wartika

Penerbit Sunan Ambu Press. ISBI Bandung
Jalan Buah Batu No. 212 Bandung - Jawa Barat - Indonesia

Hak Pengarang dilindungi Undang-undang
Dilarang memperbanyak sebagian maupun seluruh isi buku ini dalam bentuk apapun tanpa izin penerbit.
pasal 44

Barang siapa dengan sengaja dan tanpa hak mengumumkan atau memperbanyak suatu ciptaan atau memberi izin untuk itu, dipidanakan paling lama 7 (tujuh) tahun/denda paling banyak Rp. 100.000.000.00 (seratus juta rupiah)

Barang siapa dengan sengaja menyiarkan, memamerkan, mengedarkan atau menjual kepada umum suatu ciptaan atau barang hasil pelanggaran hak Cipta sebagai dimaksud dalam ayat (1), dipidana dengan pidana penjara paling lama 5 (lima) tahun dan/atau denda paling banyak Rp. 50.000.000.00 (lima puluh juta rupiah)

PENGANTAR PENERBIT

Gagasan untuk mengumpulkan berbagai tulisan dengan tema **Reposition of The Art and Cultural Heritage After Pandemic Era**, dapat dijadikan sebuah buku, muncul tatkala beberapa mahasiswa, dosen, dan masyarakat menanyakan tentang reposisi warisan seni budaya di era setelah pandemi masih sangat langka dan terbatas. Mahasiswa membutuhkannya sebagai bahan referensi untuk keperluan tugas-tugas perkuliahan atau pun sebagai sumber bahan skripsi dan tesis. Terbitnya buku Prosiding Seminar Internasional ini, berkaitan dengan seni dan budaya di masa setelah pandemi. Tentu saja apa yang termuat dalam buku ini, belum mewakili seluruh kemungkinan pandangan atau pendekatan, namun demikian paling tidak diharapkan dapat mengisi ruang kosong yang pada saat ini referensi tentang warisan seni budaya di era setelah pandemi masih langka, diharapkan buku ini dapat memperkaya khasanah kajian Seni Budaya. Penerbit mengucapkan terimakasih kepada Afri Wita sebagai editor buku dan para penulis yang telah berupaya untuk membantu mewujudkan gagasan buku Prosiding Seminar Internasional ini. Selamat membaca.

Bandung, Oktober 2020

Penerbit




TABLE OF CONTENTS

Ariesa Pandanwangi REPOSITION OF BATIK STORIES PANDEMY PERIOD	1
Arleti M Apin THE STORY OF GURIANG TUJUH IN THE BATIK WORK OF GUTA TAMARIN	7
Ashri Prawesthi D ¹ , Diptya Anggita ² , Rafli Alfiano ³ SPATIAL ARRANGEMENT OF FORMER KEMAYORAN AIRPORT AS AN ART GALLERY, THE SATELITE OF NATIONAL GALLERY	13
Audyati Gany ¹ , Erwani Merry Sartika ² RELATIONSHIP OF PERSONALITY OF ONE AND THREE SEMESTER ENGINEERING STUDENTS ON ACADEMIC ACHIEVEMENT	20
Ayoeningsih Dyah Woelandhary THE BETAWI SOCIETY’S SOCIO-CULTURAL REFLECTIONS IN THE MOTIF BATIK BETAWI	25
Bayyinah Nurrul Haq ONLINE SEMINAR BEESWAX — WRAP MAKING	30
Belinda Sukapura Dewi THE CREATION PROCESS OF BATIK WITH STORYTELLING THEME	37
Daruni MAKE PEACE WITH THE PANDEMIC, MAKE DANCE AND KEEP HEART AT OMAH CANGKEM STUDIO	43
Dewi Isma Aryani ¹ , Tan, Indra Janty ² , Jessica Valentina ³ APPLICATION OF BATIK SEMARANG WARAK NGENDOG MOTIFS TOWARDS MODEST FASHION TRENDS	47
Een Herdiani ¹ , Dea Nugraha ² THE HISTORY OF KAWITAN DANCE IN ARISTOCRACY PRIANGAN ERA	54
Erika Ernawan THE ERA OF THE RECONSTRUCTION OF MEANING AND SENSORY EXPERIENCE OF ART IN VIRTUAL SPACE	60
Ida Ayu Laksmi Sari ¹ , Wanda Listiani ² THE LATE AJIP ROSIDI IN THE EYES OF JAPANESE PEOPLE: INTERPRETIVE ANALYSIS OF JAPANESE WEBSITE CONTENTS	65
Ida Ayu Trisnawati ¹ , I Wayan Putra Yasa ² MEGOAK-GOAKAN DANCE: REPRESENTATION OF HISTORY, ART, AND CHARACTER OF BULELENG SOCIETY	71
Ira Adriati ¹ , Irma Damajanti ² PRODUCTS DIVERSIFICATION OF TRADITIONAL WOVEN TEXTILE IN LIUKANG LOE	78

Ismet Zainal Effendi THE SYMBOLIC VALUES OF MYTHICAL IMAGES AT KERATON KASEPUHAN CIREBON	82
L. Edhi Prasetya ¹ , M. Rifqie Izzulhaq ² , M. Wira Abi ³ SUMUR BATU ART SACRED SPACE	94
Lucky Hendrawan STUDIES OF SEVEN ANGELS	101
Nuning Yanti Damayanti THE UNIQUENESS OF THE STORYTELLING ON THE BATIK KOMPENI FROM THE CIREBON REGION	107
Nurul Primayanti ¹ IMPLEMENTATION FORM FOLLOWS FUNCTION THEORY IN PRODUCT DESIGN	112
Ratnadewi ¹ , Ariesa Pandanwangi ² , Agus Prijono ³ , Goldfrid Thomas ⁴ , Steven Setiawan ⁵ DIGITALIZATION OF BATIK PARANG PATTERN USING TURTLE GRAPHICS	117
'Septi Gumindari, ² Ilman Nafi'a CRITICAL ANALYSIS OF SHORT MOVIE "TILIK" FROM GENDER PSYCHOLOGICAL PERSPECTIVE	123
Tessa Eka Darmayanti ¹ , Azizi Bahauddin ² REPOSITION OF CULTURAL-TRADITION WITHIN PERANAKAN HOUSE IN PECINAN, LASEM, CENTRAL JAVA	130
Wanda Listiani ¹ , Sri Rustiyanti ² , Fani Dila Sari ³ , IBG Surya Peradantha ⁴ SIMULATION OF TEMPORAL AND KINEMATIC MOVEMENT OF AR PASUA PA PERFORMANCE	137
Yuke Ardhiati ¹ , Chandra Arfiansyah ² , Raditia Raka Putra ³ "RUMAH CIMANGGIS" VIRTUAL ART GALLERY IN THE NEW NORMAL	141
Ika Ismurdiyahwati ¹ , Atiqoh Nesor ² THROUGH THE CONCEPT OF VISUAL LANGUAGE, BATIK MOTIFS IN THE NORTHERN REGION OF EAST JAVA, HAVE A COMMON MEANING	147
Ign Herry Subiantoro CHOIR TRAINING OF CIGANITRI 2 STATE ELEMENTARY SCHOOL IN BOJONGSOANG DISTRICT, BANDUNG REGENCY DURING THE COVID-19 PANDEMIC	153
Lalan Ramlan, Jaja CIPTANINGRASA BOJONGAN AS A FORM OF VISUAL EDUCATION PROTOTYPE	158
Retno Dwimarwati ¹ , Agus Setiawan ² , Dedi Setiadi ³ LAND USE AND REVITALIZATION 'KABARULEM' (TRADITION FOLK GAMES) IN THE DESA SAGARA, KECAMATAN CIBALONG KABUPATEN GARUT	165
Savitri ¹ , Riana Safitri ² , Gerry Rachmat ³ PINE WOOD PRODUCTS AND SUSTAINABILITY	173

Sri Rustiyanti	
DECONSTRUCTION OF MINANG PHILOSOPHY AS ETHNOESTHETIC IN INDOONESIAN FOLKLORE	179
Subayono	
SUGRIWA SUBALI	184
Suharno, Mira Marlianti	
MYTH À LA MODE: PROJECT BASED LEARNING-BASED VIRTUAL FASHION EXHIBITION CONSTRUCTION	190
Supriatna	
A STUDY ON THE <i>RENGKUH</i> GESTURE WITHIN SUNDA ETHNIC GROUP AS AN ALEGORIC CULTURE IN VISUAL COMMUNICATION PERSPECTIVE	197
Turyati, Nani Sriwardani	
BODY MOVEMENT OF <i>TALAWENGGAR</i> DANCE	204
Yadi Mulyadi ¹ , Hinhin Agung Daryana ²	
DAW (DIGITAL AUDIO WORKSTATION) TECHNOLOGY IN THE MUSIC OF WEST JAVA TRADITIONAL THEATRE	208
Afri Wita ¹ , Agus Cahyana ²	
BUILDING BUSINESS LITERACY ON CULTURAL ARTS IN ISBI BANDUNG	214
Ai Juju Rohaeni & Nia Emilda	
THE RESILIENCE OF CUSTOMARY LEADERS TRADITIONAL CULTURE <i>PIKUKUH PITUTUR</i> IN KAMPONG DUKUH OF GARUT REGENCY	220
Ari Winarno, Zaini Alif	
MARKET BRANDING THROUGH THE TOUCH OF THE OLD (<i>TEMPOE DOELOE</i>) TRADITION	225
Benny Yohanes Timmerman	
POSE THEATER CREATION: ADAPTATION OF FORM AND EXPRESSION OF THEATER'S ACTING ARTS FOR NARRATIVE FESYEN PERFORMANCE APPLICATIONS	229
Dara Bunga Rembulan, Hernawan	
STRENGTHENING THE FILM COMMUNITY THROUGH DOCUMENTARY COLLABORATION WORKSHOP IN GARUT	235
Deni Yana, Gabriel Aries Setiadi, Nandang Gumelar Wahyudi	
CANVAS MODEL BUSINESS AS A REFERENCE DEVICE IN THE CREATION OF ART WORKS	240
Eti Mulyati	
THE VALUES CONTAINED IN THE ONLINE GAMES	246

DIGITALIZATION OF BATIK PARANG PATTERN USING TURTLE GRAPHICS

Ratnadewi¹, Ariesa Pandanwangi², Agus Priyono³,
Goldfrid Thomas⁴, Steven Setiawan Nugroho⁵

^{1,2,3,4,5} Universitas Kristen Maranatha

Jalan Suria Sumantri no 65, Bandung, Indonesia

¹ratnadewi@maranatha.ac.id, ²ariesa.pandanwangi@maranatha.edu, ³agus.priyono@eng.maranatha.edu,

⁴goldfridthomas@gmail.com, ⁵stevensetyawann@gmail.com

Abstrak

Salah satu warisan budaya Indonesia yang masih berkembang saat ini adalah batik. Kekayaan khasanah batik dapat dilihat dari berbagai motif batik yang ada di Indonesia. Batik Parang sebagai motif batik tertua yang banyak ditemui di kota Surakarta dan sekitarnya. Motif batik Parang dikenal dan berkembang sejak zaman keraton Mataram Surakarta. Batik Parang sering digunakan pada acara-acara pembukaan pada zaman kerajaan. Motif batik Parang didominasi warna coklat gelap dan desain motif ini mengikuti garis diagonal dengan ukiran di setiap batas garisnya. Nama “Parang” berasal dari kata “Pereng” yang artinya “Lereng”. Sesuai dengan arti katanya maka motif batik Parang berbentuk seperti lereng menurun dari posisi tempat yang tinggi ke posisi tempat yang lebih rendah secara diagonal. Motif batik Parang pada penelitian di sini akan didokumentasikan dalam bentuk program sehingga dapat disimpan dalam bentuk digital. Metode yang digunakan pada pembuatan motif batik parang adalah metode turtle graphics. Metode Turtle graphics dilandasi dengan gerak kura-kura yang dapat bergerak maju, berputar ke kanan, atau berputar ke kiri. Dengan metode yang sederhana ini digabungkan dengan perhitungan matematika, maka dibentuk garis-garis yang menjadi tepian dari motif batik, sehingga dengan mengatur arah gerak kura-kura maka motif batik Parang dapat dibentuk dengan baik. Pada penelitian ini, telah dirancang suatu program untuk membentuk motif batik Parang, dengan dokumentasi dalam bentuk digital diharapkan kelestarian dari seni budaya batik akan dapat abadi dan terus berkembang.

Kata kunci : digitalisasi batik, batik parang, turtle graphics

Abstract

One of Indonesia's cultural heritages that is still developing today is batik. The wealth of batik can be seen from the various batik motifs in Indonesia. Batik Parang as the oldest batik motif that is often found in the city of Surakarta and its surroundings. The Parang batik motif has been known and developed since the days of the Mataram Surakarta palace. Batik Parang was often used at opening ceremonies during the royal era. The Parang batik motif is dominated by a dark brown color and the design of this motif follows a diagonal line with carvings on each boundary. The name “Parang” comes from the word “Pereng” which means “slopes”. In accordance with the meaning of the word, the Parang batik motif is shaped like a slope down from a high position to a diagonally lower position. The Parang batik motif in the research here will be documented in the form of a program so that it can be stored in digital form. The method used in making batik parang motifs is the turtle graphics method. The Turtle graphics method is based on the motion of the turtle which can move forward, rotate to the right, or turn left. With this simple method combined with mathematical calculations, lines are formed that are the edges of the batik motif, so that by adjusting the direction of the turtle's motion, the Parang batik motif can be formed properly. In this research, a program has been designed to form the Parang batik motif, with documentation in digital form it is hoped that the preservation of the art and culture of batik will be eternal and continue to grow.

Keywords : digitalization batik, batik parang, turtle graphics

INTRODUCTION

In this era, almost all fields need to be documented digitally, so that physical forms can be accessed digitally. In this research, data of batik pattern is stored digitally in the form of a program using the turtle graphics. The advantages of storing batik pattern using turtle graphics are that the data is more memory efficient because it is in the form of text, and the pattern is more easier to be developed further more.

Motif Batik Parang

Based on data from the batik museum, it is stated that Parang comes from the word "karang" (coral or rock). The dip draws a diagonal descending line from top to bottom and has a slope of 45 degrees. The basic pattern is letter S winding.

The pattern of batik Parang is a decoration prohibited because only the king and his relatives are allowed to wear it [3] (Hasan 2012). The size of the pattern also symbolizes the social status of the person within the realm of the kingdom. The pattern chosen in this research is the pattern parang rusak.

The pattern of Parang Rusak was created when Panembahan Senopati was doing meditation on the South Coast. He was inspired by the big waves that kept hitting the reef until it was damaged. The basic shape of the letter S is taken from ocean waves which depict the spirit that never goes out. This contains advice to never give

up. The never-breaking S-braid on the pattern depicts a never-ending relationship, in the sense of self-improvement, efforts to fight for welfare and the form of relationship between family. The pattern of Parang Rusak was also a gift from the younger generations of aristocrats. In addition, this motif is also a symbol for children to continue the struggle that their ancestors have pioneered [12] (Sutiyati 2016).

The straight diagonal line on the pattern of Parang Rusak symbolizes respect, exemplary and obedience to the values of truth. The pattern of Parang Rusak were used by soldiers after the war, to tell the king that they had won the war. Another source states that the Art Forms of Batik Parang Rusak and Parang Barong Yogyakarta from geometric pattern to abstract pattern, historically has experienced a shift in meaning, function, value and form [2] (Farida and Muhima 2018). Starting from Batik Larangan, which used in the Kraton in the Keprabon ritual, it was widespread in society during the leadership of Sri Sultan Hamengkubuwono IX [9] (Roykhan et al. 2019). The development of the Batik Larangan because recognition of Batik as a world cultural heritage, so Batik Parang Rusak and Parang Barong became more varied [4] (Indriani 2015).

This journal [7] (Prihandayani 2020) discusses the study of the transformation of the art form of the Parang Rusak and Parang Barong Yogyakarta, namely from geometrical pattern to abstract pattern art, because of a shift in meaning, function, value and form, so that the development of the Parang Rusak and Parang Barong has become more varied in the fashion industry.

The pattern of Batik consist of two groups, namely non-geometric (abstract) and geometric (regular). Batik Parang includes geometric pattern [11] (Septiana and Kurniawan 2016). The geomet-



Figure 1.

Source : [4] (Indriani 2015)




Figure 2

Source [7] (Prihandayani 2020).

ric preceded by the form of dots, lines, and the form of repetition (repetition) from simple to complex shapes [7] (Prihandayani 2020). Geometric decoration, applied to cotton fabrics and silk fabrics

Simple geometric motif decoration, applied from lines such as zigzags, rectangles, circles, curved lines, triangles, rectangles, circles, kites, trapezoidal, and other creations. The arrangement of various lines, shapes, colors, and figures that are created contains values of beauty which are based on the development of creative imagination. This imagination is influenced by natural forms of objects, for example plants, figures (animals and humans), geometric lines, and abstract shapes [7] (Prihandayani 2020).

The art of abstract pattern batik contained in the development phenomenon of Batik Parang Rusak and Parang Barong Yogyakarta, and have the aesthetics of cloth fabrics, that is a work of motif art comes from scratches, meaning that the agility and skill of the batik pattern art maker will greatly determines the resulting art form.

The process of transforming the Batik Parang Rusak and Parang Barong into abstract pattern art, through a historical approach, and investigating a surface structure and deep structure using Levi-Strauss theory, so can help to find the answers of the problem in the research.

Based on the study and analysis of literature, it is concluded that: the transformation structure

of the Batik Parang Rusak and Parang Barong, that only the surface structure changes, according to the reign of the King / Sultan. Meanwhile, the deep structure is related to meaning and value, which does not change.

Based on the history, the pattern of Batik Parang needs to be preserved, so that in this research, will be made a digital form of the pattern of Batik Parang so that storage of the pattern can be easier and more efficient.

Turtle Graphics

The turtle graphics has been used on research [8] (Ratnadewi, Prijono, and Pandanwangi 2020) namely batik kawung pattern dan batik Purwakarta pattern [9] (Ratnadewi, Pandanwangi, and Prijono 2020) and had been realized. The method for digitalization used in the implementation here is a turtle graphics and mathematics graphics [6] (Lindenmayer 2004). Turtle charts are used for arbitrary batik motifs and mathematical graphs are used for batik motifs that can be formulated

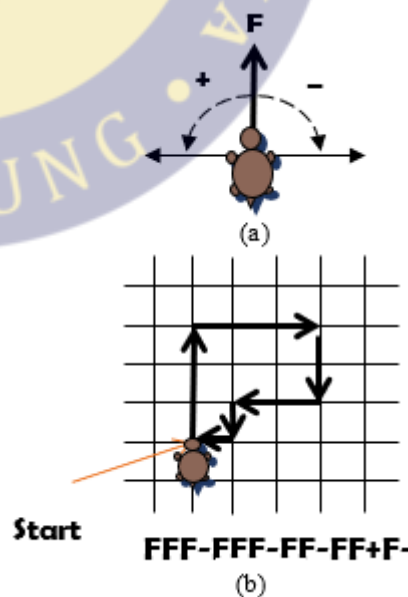


Figure 3. (a) Turtle interpretation of the string symbol F, +, -. (b) Interpretation of a string. Increased angle δ equals 90° . Initially the turtle faces upwards.





using mathematical equations [1] (Dobashi, Kaji, and Iwasaki 2019). Before drawing a graph turtle, the batik motif is sketched first on paper, then we formulate the graph equation. The basic idea of turtle interpretation is given below in Table 1. The state of the turtle is defined as a triplet (x, y, α) , with Cartesian coordinates (x, y) representing the position of the turtle, and the angle α , called the heading (head), is interpreted as the direction the turtle faces. Given the step size d and the incremental angle δ , the turtle can respond to the commands represented by the following symbols (Figure 5(a)).

For example, see Figure 5(b), the turtle first faces upward then moves three steps forward, the turtle rotates 90 degrees to the right and moves 3 steps forward, rotates 90 degrees right, two steps forward and spin right 90 degrees forward two steps, spin left 90 degrees, go forward one step, spin right 90 degrees forward one step. This command can be abbreviated as FFF-FFF-FF-FF + F-F.

Symbol	Interpretation	Meaning
F	Move forward and draw a line	Proceeding one step along d . The state of the turtle changed to (x', y', α) , with $x' = x + d \cdot \cos \alpha$ and $y' = y + d \cdot \sin \alpha$. Draw line segments between points (x, y) and (x', y') .
f	Move forward without drawing a line	Go one step long d without drawing a line
+	Turn left with the angle δ .	The state of the next turtle is $(x, y, \alpha + \delta)$. Positive orientation from a counter-clockwise angle.
-	Turn right with the angle δ .	The next turtle state is $(x, y, \alpha - \delta)$.
push	Remember the current state	Remember the current state (position, angle, line color).
pop	Restore the last remembered state	Restore the last remembered state and remove it from the list of remembered states.

Table 1. Turtle graphics rereng sigaret batik

Pseudocode Turtle graphics rereng sigaret batik	
1	procedure T
2	forward(25)
3	for $i \leftarrow 1$ to 30 do
4	forward(0.1)
5	turnright(6)
6	end for
7	forward(25)
8	for $i \leftarrow 1$ to 30 do
9	forward(0.1)
10	turnright(6)
11	end for
12	T1 := translate(T,x,y)
13	T2 := translate(T1,x,y)
14	T3 := translate(T2,x,y)
15	T4 := translate(T3,x,y)
16	plot (T, T1, T2, T3, T4)
17	end procedure
18	procedure A
19	turnleft(240)
20	forward(13.5)
21	A1:= translate(A,0,y1)
22	A2:= translate(A1,0,y2)
23	A3:= translate(A,0,y3)
24	A4:= translate(A1,0,y4)
25	plot (A1, A2, A3, A4)
26	end procedure
27	B1:=circle(0.3)
28	B2:=circle(0.3)
29	plot(B1,0,y5)
30	plot(B2,x1,y6)

The results of the turtle graph can be seen in Figure 4, this pattern can be replicated so that it forms a rereng sigaret batik. The color intensity used on the rereng sigaret motif is Red 122, Green 67, Blue 84 or brown , the center of the slope has the intensity Red 195, Green 194, Blue 181 , the background of the intensity slope is Red 66, Green 79, Blue 111 or dark green , the intensity limiting points are Red 170, Green 186, Blue 211. The intensity limiting line is Red 53, Green 44, Blue 58, or black .




Figure 4 batik parang rereng sigaret
Source [5] (Kusrianto 2013)

```

29 end procedure
30 D1:=circle(0.01,x2,y2)
31 D2:=circle(0.01,x3,y3)
32 D3:=circle(0.01,x4,y4)
33 D4:=circle(0.01,x5,y5)
34 D5:=circle(0.01,x6,y6)
35 plot (D1, D2, D3, D4,D5)
    
```

The Parang Tuding batik motif comes from the words Parang and Tuding. The word accusing itself means index finger or pointing, this can be seen from the shape of the motif which resembles the index finger which is arranged in a row and continuously.

This motif contains the meaning that whoever wears it is expected to be a guide, a guide who can show good things and cause goodness. This batik motif is commonly used by parents. The intensity of the color used in the background of the knife here is Red 31, Green 17, Blue 14 or seen in black. While the color intensity of the parang tuding motif is Red 209, Green 207, Blue 192 or beige, the edge of the parang tuding motif has the color intensity of Red 101, Green 51, Blue 28, or brown, finally the border of the motif line has the color intensity of Red 144, Green 111, and Blue 95, or light brown in color.

Table 2. Turtle graphics Parang tuding batik

Pseudocode Turtle graphics Parang tuding batik

```

1 procedure T
2   for i ← 1 to 9 do
3     forward(0.13)
4     turnright(4.5)
5   end for
6   turnleft(120)
7   for i ← 1 to 5 do
8     forward(0.1)
9     turnright(18)
10  end for
11  turnright(60)
12  for i ← 1 to 7 do
13    forward(0.1)
14    turnright(18)
15  end for
16  forward(1.1)
17  turnleft(90)
18  for i ← 1 to 5 do
19    forward(0.1)
20    turnright(18)
21  end for
22  turnright(60)
23  for i ← 1 to 5 do
24    forward(0.11)
25    turnright(18.75)
26  end for
27  forward(0.13)
28  plot(T2,x,y)
    
```



Figure 5 parang tuding
Source : [14] (Tumpi 2016)




Figure 6 Batik parang klitik
Source: [13] (Thebatik 2020)

Table 3. Turtle graphics parang klitik batik

Pseudocode Turtle graphics Parang klitik batik	
1	procedure T
2	T1:= circle(0.1,x,y)
3	T2:= translate(T2, x2,y2)
4	T3:= circle(0.1,x3,y3)
5	T4:= translate(T3, x4,y4)
16	plot (T2,, T4)
17	end procedure

The Parang Klitik batik motif is a parang pattern that has a smoother stylized shape than a broken parang, is simpler in shape and has a smaller size. The parang klitik motif depicts a feminine, gentle image, depicting subtle and wise behavior. In ancient times, this klitik parang motif was worn by the kings' daughters. Coloring of the motifs can be stored in the form of intensity values of Red 249, Green 40, and Blue 41 or red ■, for the part of the parang-klitik motif, the color intensity is Red 235, Green 198, and Blue 209 or pink ■.

DISCUSSION

The formation of batik motifs with turtle graphics has been successfully carried out, especially for the batik parang motif, here are examples of Garut slope batik, tuding machetes and

klitik machetes. Other machete motifs can also be made using the turtle graphics method. Digital storage in the form of algorithms or programs can be more efficient in memory. Data about the color can be stored the intensity value of Red, Green, and Blue for each color.

CONCLUSION

Stored pattern data can be more efficient in the form of programs, color intensity values, and motifs can be printed for the batik-making process. Motifs can be developed into other motif forms so that the motif variations are richer.

REFERENCE

[1] Dobashi, Yoshinori, Shizuo Kaji, and Kei Iwasaki. 2019. *Mathematical Insights into Advanced Computer Graphics Techniques*. Vol. 32. Japan: Springer. <https://doi.org/10.1007/978-981-13-2850-3>.

[2] Farida, Farida, and Rani Rotul Muhima. 2018. "Image Retrieval Batik Klasik Parang Rusak Menggunakan Ekstraksi Fitur Geometric Invariant Moment, Sobel Dan K-NN." *Network Engineering Research Operation* 4 (1): 15–21. <https://doi.org/10.21107/nero.v4i1.107>.

[3] Hasan, Renta Vulcanita. 2012. "Studi Komparasi Motif Batik Parang Rusak Barong." *Fakultas Sastra Universitas Jember* 2 (1): 71–79.

[4] Indriani, Lia. 2015. "Makna Filosofi Dan Cerita Di Balik Berbagai Motif Batik - Seri Parang." Web Page. 2015. <https://www.museumbatik.com/artikel/2015/05/8/Makna-Filosofi-dan-cerita-di-Balik-Berbagai-Motif-Batik---seri-Parang.html>.

- [5] Kusrianto, Adi. 2013. *Batik - Filosofi, Motif & Kegunaan*. 1st ed. Yogyakarta: Andi Offset.
- [6] Lindenmayer, Aristid. 2004. *The Algorithmic Beauty of Plants*. New York: Springer-Verlag.
- [7] Prihandayani, Annita Komarianti. 2020. "Transformasi Sinjang Batik Parang Rusak Dan Parang Barong Yogyakarta Dari Seni Motif ' Geometris ' Menjadi Seni Motif Abstrak." *Wacadesain 1* (1): 48–62. <http://ejournal.ars.ac.id/index.php/wacadesain/article/view/194>.
- [8] Ratnadewi, Agus Prijono, and Ariesa Pandanwangi. 2020. "Application of Turtle Graphics to Kawung Batik in Indonesia." *International Journal of Innovation, Creativity and Change* 13 (2): 643–58.
- [9] Ratnadewi, Ratnadewi, Ariesa Pandanwangi, and Agus Prijono. 2020. "Implementation of Art and Technology in Batik Purwakarta" 4 (1): 64–75.
- [10] Roykhan, R, S Rahmat, S. Sariyatun, and Dadan Adi Kurniawan. 2019. "Kajian Nilai-Nilai Edukatif Dalam Budaya Jawa Sebagai Bentuk Inventarisasi Dan Transformasinya Bagi Penguatan Karakter (Studi Kasus Di Lingkungan Keluarga Priyayi Di Surakarta)." *Candi* 19 ((1)): 15–28.
- [11] Septiana, Ulfa Universitas Trilogi, and Rizki Universitas Trilogi Kurniawan. 2016. "Perubahan Visual Ragam Hias Parang Rusak." *Jurnal Dimensi Seni Rupa Dan Desain* 13 (1): 63. <https://doi.org/10.25105/dim.v13i1.1779>.
- [12] Sutiyati, Endang. 2016. "Nilai Filosofi Motif Parang Rusak Gurdo Dalam Tari Bedha-ya Harjuna Wiwaha." *Imaji* 14 (1): 12–20. <https://doi.org/10.21831/imaji.v14i1.9530>.
- [13] Thebatik. 2020. "Kain Batik Cap Motif Parang Klithik Merah." Web Page. 2020. <https://thebatik.co.id/kain-batik-cap-motif-parang-klithik-merah/>.
- [14] Tumpi. 2016. "Motif Batik Parang Ini Makna Dan Jenisnya." Webpage. 2016. <https://tumpi.id/motif-batik-parang-ini-makna-dan-jenisnya/>.