

**LAMPIRAN**

**Lampiran 1 : Waktu yang diperlukan untuk menyelesaikan *Jhonson Pascal*  
Test sebelum dan sesudah diberi teh hitam**

| <b>No.</b> | <b>Sebelum<br/>(detik)</b> | <b>Sesudah<br/>(detik)</b> | <b>No.</b> | <b>Sebelum<br/>(detik)</b> | <b>Sesudah<br/>(detik)</b> | <b>No.</b> | <b>Sebelum<br/>(detik)</b> | <b>Sesudah<br/>(detik)</b> |
|------------|----------------------------|----------------------------|------------|----------------------------|----------------------------|------------|----------------------------|----------------------------|
| 1.         | 129                        | 112                        | 11.        | 103                        | 118                        | 21.        | 104                        | 107                        |
| 2.         | 115                        | 112                        | 12.        | 117                        | 113                        | 22.        | 93                         | 93                         |
| 3.         | 112                        | 96                         | 13.        | 109                        | 108                        | 23.        | 113                        | 100                        |
| 4.         | 135                        | 113                        | 14.        | 114                        | 95                         | 24.        | 128                        | 109                        |
| 5.         | 180                        | 159                        | 15.        | 96                         | 89                         | 25.        | 109                        | 104                        |
| 6.         | 99                         | 110                        | 16.        | 113                        | 150                        | 26.        | 132                        | 128                        |
| 7.         | 123                        | 126                        | 17.        | 142                        | 125                        | 27.        | 110                        | 107                        |
| 8.         | 126                        | 101                        | 18.        | 198                        | 109                        | 28.        | 115                        | 99                         |
| 9.         | 137                        | 114                        | 19.        | 150                        | 170                        | 29.        | 111                        | 109                        |
| 10.        | 147                        | 93                         | 20.        | 151                        | 130                        | 30.        | 146                        | 132                        |

**Lampiran 2: Jumlah angka yang dapat dijumlahkan dalam waktu tertentu pada *Additional Sheet Test* sebelum dan sesudah diberi teh hitam**

| No. | Sebelum | Sesudah | No. | Sebelum | Sesudah | No. | Sebelum | Sesudah |
|-----|---------|---------|-----|---------|---------|-----|---------|---------|
| 1.  | 41      | 65.6    | 11. | 45.8    | 43.8    | 21. | 58.4    | 80      |
| 2.  | 60      | 63      | 12. | 43      | 44      | 22. | 53      | 65.6    |
| 3.  | 43.4    | 51      | 13. | 61.2    | 66.4    | 23. | 30      | 30.2    |
| 4.  | 44      | 45.4    | 14. | 36.8    | 50      | 24. | 58      | 61.6    |
| 5.  | 39.2    | 42.2    | 15. | 38.6    | 45.4    | 25. | 25.6    | 29.6    |
| 6.  | 55.2    | 70.6    | 16. | 36.8    | 37.6    | 26. | 23.6    | 26      |
| 7.  | 36.4    | 36.2    | 17. | 63.8    | 70.2    | 27. | 32.6    | 34.2    |
| 8.  | 43.6    | 53.2    | 18. | 65.4    | 72.2    | 28. | 53.2    | 59.2    |
| 9.  | 43.8    | 50.8    | 19. | 46      | 43      | 29. | 32.6    | 40.6    |
| 10. | 62.6    | 72.2    | 20. | 35.6    | 49.6    | 30. | 41.8    | 48.6    |

**Lampiran 3: Waktu yang diperlukan untuk menyelesaikan *Jhonson Pascal*  
*Test* sebelum dan sesudah diberi teh hijau**

| <b>No.</b> | <b>Sebelum<br/>(detik)</b> | <b>Sesudah<br/>(detik)</b> | <b>No.</b> | <b>Sebelum<br/>(detik)</b> | <b>Sesudah<br/>(detik)</b> | <b>No.</b> | <b>Sebelum<br/>(detik)</b> | <b>Sesudah<br/>(detik)</b> |
|------------|----------------------------|----------------------------|------------|----------------------------|----------------------------|------------|----------------------------|----------------------------|
| 1.         | 138                        | 178                        | 11.        | 131                        | 113                        | 21.        | 130                        | 123                        |
| 2.         | 161                        | 154                        | 12.        | 152                        | 104                        | 22.        | 126                        | 97                         |
| 3.         | 130                        | 108                        | 13.        | 99                         | 172                        | 23.        | 118                        | 99                         |
| 4.         | 145                        | 94                         | 14.        | 139                        | 107                        | 24.        | 99                         | 95                         |
| 5.         | 179                        | 151                        | 15.        | 96                         | 86                         | 25.        | 137                        | 105                        |
| 6.         | 129                        | 94                         | 16.        | 120                        | 126                        | 26.        | 153                        | 132                        |
| 7.         | 120                        | 110                        | 17.        | 150                        | 119                        | 27.        | 99                         | 100                        |
| 8.         | 117                        | 125                        | 18.        | 178                        | 164                        | 28.        | 113                        | 89                         |
| 9.         | 106                        | 94                         | 19.        | 135                        | 158                        | 29.        | 114                        | 103                        |
| 10.        | 128                        | 105                        | 20.        | 115                        | 120                        | 30.        | 141                        | 144                        |

**Lampiran 4 : Jumlah angka yang dapat dijumlahkan dalam waktu tertentu pada *Additional Sheet Test* sebelum dan sesudah diberi teh hijau**

| No. | Sebelum | Sesudah | No. | Sebelum | Sesudah | No. | Sebelum | Sesudah |
|-----|---------|---------|-----|---------|---------|-----|---------|---------|
| 1.  | 32.     | 35.6    | 11. | 26.4    | 41.2    | 21. | 51.8    | 70.2    |
| 2.  | 45.4    | 54.4    | 12. | 31.6    | 44.6    | 22. | 46.6    | 59.6    |
| 3.  | 30      | 34      | 13. | 54.4    | 60.8    | 23. | 54      | 62.8    |
| 4.  | 38      | 40.8    | 14. | 41.8    | 47.6    | 24. | 56.2    | 62.2    |
| 5.  | 29.2    | 30.8    | 15. | 39.4    | 47.6    | 25. | 27      | 30.2    |
| 6.  | 50.2    | 58.4    | 16. | 30.2    | 44.4    | 26. | 17      | 25.6    |
| 7.  | 29.6    | 32      | 17. | 52.6    | 65.4    | 27. | 30.6    | 37.8    |
| 8.  | 38.6    | 39.8    | 18. | 50.6    | 50.6    | 28. | 62      | 74      |
| 9.  | 41.4    | 44.8    | 19. | 41.8    | 45.8    | 29. | 33.6    | 41.6    |
| 10. | 37      | 54.8    | 20. | 55.6    | 63.8    | 30. | 36.8    | 41.2    |

**Lampiran 5 : Perbandingan Pre dan Post Test Pada *Jhonson Pascal*  
Test Dengan Uji “t” berpasangan**

**Paired Samples Statistics**

|        |            | Mean     | N  | Std. Deviation | Std. Error Mean |
|--------|------------|----------|----|----------------|-----------------|
| Pair 1 | hitam_pre  | 125.2333 | 30 | 23.80334       | 4.34587         |
|        | hitam_post | 114.3667 | 30 | 19.14281       | 3.49498         |
| Pair 2 | hijau_pre  | 129.9333 | 30 | 21.62682       | 3.94850         |
|        | hijau_post | 118.9667 | 30 | 26.20935       | 4.78515         |

**Paired Samples Correlations**

|        |                        | N  | Correlation | Sig. |
|--------|------------------------|----|-------------|------|
| Pair 1 | hitam_pre & hitam_post | 30 | .485        | .007 |
| Pair 2 | hijau_pre & hijau_post | 30 | .464        | .010 |

**Paired Samples Test**

|        |                        | Paired Differences |                |                 |   |          | t     | df    | Sig. (2-tailed) |
|--------|------------------------|--------------------|----------------|-----------------|---|----------|-------|-------|-----------------|
|        |                        | Mean               | Std. Deviation | Std. Error Mean | 95% Confidence Interval of the Difference |          |       |       |                 |
|        |                        |                    |                |                 |   |          | Lower | Upper |                 |
| Pair 1 | hitam_pre - hitam_post | 10.86667           | 22.16977       | 4.04763         | 2.58834                                   | 19.14500 | 2.685 | 29    | .012            |
| Pair 2 | hijau_pre - hijau_post | 10.96667           | 25.07847       | 4.57868         | 1.60221                                   | 20.33112 | 2.395 | 29    | .023            |

**Lampiran 6 : Perbandingan Pre dan Post Test Pada *Additional Sheet Test*  
Dengan Uji “t” berpasangan**

**Paired Samples Statistics**

|        |            | Mean    | N  | Std. Deviation | Std. Error Mean |
|--------|------------|---------|----|----------------|-----------------|
| Pair 1 | hitam_pre  | 44.4533 | 30 | 11.23074       | 2.05044         |
|        | hitam_post | 51.6000 | 30 | 14.49395       | 2.64622         |
| Pair 2 | hijau_pre  | 40.3800 | 30 | 11.10705       | 2.02786         |
|        | hijau_post | 48.0800 | 30 | 12.81019       | 2.33881         |

**Paired Samples Correlations**

|        |                        | N  | Correlation | Sig. |
|--------|------------------------|----|-------------|------|
| Pair 1 | hitam_pre & hitam_post | 30 | .878        | .000 |
| Pair 2 | hijau_pre & hijau_post | 30 | .924        | .000 |

**Paired Samples Test**

|        |                        | Paired Differences |                |                 |   |          | t      | df | Sig. (2-tailed) |
|--------|------------------------|--------------------|----------------|-----------------|---|----------|--------|----|-----------------|
|        |                        | Mean               | Std. Deviation | Std. Error Mean | 95% Confidence Interval of the Difference |          |        |    |                 |
|        |                        | Mean               | Std. Deviation | Std. Error Mean | Lower                                     | Upper    |        |    |                 |
| Pair 1 | hitam_pre - hitam_post | -7.14667           | 7.09326        | 1.29505         | -9.79533                                  | -4.49800 | -5.518 | 29 | .000            |
|        | hijau_pre - hijau_post | -7.70000           | 4.93929        | .90179          | -9.54436                                  | -5.85564 | -8.539 | 29 | .000            |

**Lampiran 7 : Perbandingan Selisih Teh Hitam dan Teh Hijau Pada  
Jhonson Pascal Test Dengan Uji “t” tidak berpasangan**

**Group Statistics**

| teh                      | N  | Mean   | Std. Deviation | Std. Error Mean |
|--------------------------|----|--------|----------------|-----------------|
| persentase_selisih hitam | 30 | 7.1823 | 14.67186       | 2.67870         |
| hijau                    | 30 | 7.3850 | 20.76000       | 3.79024         |

**Independent Samples Test**

|                             | Levene's Test for Equality of Variances |      | t-test for Equality of Means |        |                 |                 |                       |          | 95% Confidence Interval of the Difference |  |
|-----------------------------|---|------|------------------------------|--------|-----------------|-----------------|-----------------------|----------|---|--|
|                             | F                                       | Sig. | t                            | df     | Sig. (2-tailed) | Mean Difference | Std. Error Difference | Lower    | Upper                                     |  |
|                             |   |      |                              |        |                 |                 |                       |          |   |  |
| Equal variances assumed     | .920                                    | .341 | -.044                        | 58     | .965            | -.20267         | 4.64127               | -9.49317 | 9.08784                                   |  |
| Equal variances not assumed |   |      | -.044                        | 52.185 | .965            | -.20267         | 4.64127               | -9.51527 | 9.10993                                   |  |

**Lampiran 8 : Perbandingan Selisih Teh Hitam dan Teh Hitam Pada  
Additional Sheet Test Dengan Uji “t” berpasangan**

**Group Statistics**

| teh                      | N  | Mean    | Std. Deviation | Std. Error Mean |
|--------------------------|----|---------|----------------|-----------------|
| persentase_selisih hitam | 30 | 14.6610 | 14.55212       | 2.65684         |
| hijau                    | 30 | 20.3977 | 14.96251       | 2.73177         |

**Independent Samples Test**

|                             | Levene's Test for Equality of Variances |      | t-test for Equality of Means |        |                 |                 |                       |   |         |
|-----------------------------|---|------|------------------------------|--------|-----------------|-----------------|-----------------------|---|---------|
|                             |   |      |                              |        |                 |                 |                       | 95% Confidence Interval of the Difference |         |
|                             | F                                       | Sig. | t                            | df     | Sig. (2-tailed) | Mean Difference | Std. Error Difference | Lower                                     | Upper   |
| Equal variances assumed     | .092                                    | .763 | -1.505                       | 58     | .138            | -5.73667        | 3.81069               | -13.36460                                 | 1.89126 |
| Equal variances not assumed |   |      | -1.505                       | 57.955 | .138            | -5.73667        | 3.81069               | -13.36472                                 | 1.89139 |



**Lampiran 9. Lembar Kerja Johnson Pascal Test Pre Test**

**JOHNSON PASCAL TEST**

**PRE TEST**

**KUNCI JAWABAN**

|   |   |   |   |   |   |   |   |   |   |   |   |   |   |   |   |   |   |   |   |   |   |   |   |   |   |
|---|---|---|---|---|---|---|---|---|---|---|---|---|---|---|---|---|---|---|---|---|---|---|---|---|---|
| A | B | C | D | E | F | G | H | I | J | K | L | M | N | O | P | Q | R | S | T | U | V | W | X | Y | Z |
| N | K | P | E | J | O | C | G | U | Z | D | T | V | H | I | M | L | K | F | Y | A | W | S | O | E | R |

**JAWABAN**

|   |   |   |   |   |   |   |   |   |   |
|---|---|---|---|---|---|---|---|---|---|
| D | U | W | I | N | W | E | X | O | A |
| N | G | Q | O | X | F | S | N | L | S |
| Y | R | J | G | S | S | E | I | T | H |
| N | D | F | S | D | E | Y | P | R | Y |
| P | K | T | C | E | J | W | I | Z | G |

|  |  |  |  |  |  |  |  |  |  |
|--|--|--|--|--|--|--|--|--|--|
|  |  |  |  |  |  |  |  |  |  |
|  |  |  |  |  |  |  |  |  |  |
|  |  |  |  |  |  |  |  |  |  |
|  |  |  |  |  |  |  |  |  |  |
|  |  |  |  |  |  |  |  |  |  |

Waktu :..... Detik

Kesalahan :.....

Score :.....

### Lampiran 10. Lembar Kerja Johnson Pascal Test Post Test

#### JOHNSON PASCAL TEST

#### POST TEST

#### KUNCI JAWABAN

|   |   |   |   |   |   |   |   |   |   |   |   |   |   |   |   |   |   |   |   |   |   |   |   |   |   |
|---|---|---|---|---|---|---|---|---|---|---|---|---|---|---|---|---|---|---|---|---|---|---|---|---|---|
| A | B | C | D | E | F | G | H | I | J | K | L | M | N | O | P | Q | R | S | T | U | V | W | X | Y | Z |
| N | X | P | V | J | N | C | A | U | S | D | Z | V | R | I | F | L | B | F | I | A | M | S | P | E | K |

#### JAWABAN

|   |   |   |   |   |   |   |   |   |   |
|---|---|---|---|---|---|---|---|---|---|
| S | D | G | U | K | N | G | J | E | K |
| O | R | Y | F | B | X | C | F | F | H |
| R | H | A | U | I | G | I | E | D | B |
| H | D | T | U | M | C | K | W | A | N |
| K | T | J | B | C | D | H | Q | Z | L |

|  |  |  |  |  |  |  |  |  |  |
|--|--|--|--|--|--|--|--|--|--|
|  |  |  |  |  |  |  |  |  |  |
|  |  |  |  |  |  |  |  |  |  |
|  |  |  |  |  |  |  |  |  |  |
|  |  |  |  |  |  |  |  |  |  |
|  |  |  |  |  |  |  |  |  |  |

Waktu :..... Detik

Kesalahan :.....

Score :.....

Lampiran 11. Lembar Kerja Addition Sheet Test (Pre Test)

**ADDITION SHEET TEST**

PreTest

|   |   |   |   |   |   |   |   |   |   |   |   |   |   |   |
|---|---|---|---|---|---|---|---|---|---|---|---|---|---|---|
| 5 | 1 | 6 | 1 | 5 | 9 | 7 | 7 | 4 | 5 | 2 | 3 | 3 | 8 | 7 |
| 6 | 3 | 4 | 3 | 1 | 0 | 2 | 2 | 8 | 1 | 5 | 2 | 1 | 1 | 6 |
| 3 | 1 | 8 | 8 | 7 | 3 | 1 | 2 | 9 | 2 | 3 | 1 | 0 | 2 | 2 |
| 3 | 4 | 1 | 9 | 8 | 1 | 9 | 5 | 0 | 7 | 9 | 8 | 3 | 6 | 5 |
| 1 | 6 | 0 | 2 | 3 | 5 | 1 | 7 | 2 | 7 | 0 | 5 | 3 | 6 | 6 |
| 2 | 2 | 4 | 5 | 2 | 6 | 0 | 4 | 1 | 4 | 1 | 3 | 2 | 2 | 4 |
| 6 | 9 | 3 | 6 | 3 | 3 | 6 | 4 | 3 | 3 | 2 | 2 | 3 | 0 | 3 |
| 3 | 3 | 8 | 1 | 2 | 2 | 0 | 9 | 5 | 4 | 2 | 8 | 3 | 8 | 2 |
| 4 | 7 | 9 | 4 | 0 | 7 | 1 | 3 | 6 | 6 | 5 | 9 | 4 | 4 | 5 |
| 9 | 1 | 3 | 5 | 2 | 0 | 2 | 2 | 2 | 8 | 2 | 1 | 5 | 2 | 1 |
| 0 | 2 | 2 | 0 | 1 | 5 | 4 | 1 | 1 | 1 | 1 | 6 | 1 | 9 | 9 |
| 4 | 1 | 7 | 5 | 7 | 8 | 0 | 8 | 1 | 0 | 6 | 0 | 0 | 1 | 6 |
| 5 | 5 | 1 | 3 | 3 | 9 | 1 | 9 | 3 | 0 | 3 | 2 | 6 | 2 | 7 |
| 6 | 0 | 7 | 7 | 9 | 3 | 2 | 0 | 6 | 0 | 7 | 6 | 2 | 5 | 2 |
| 7 | 1 | 9 | 8 | 2 | 2 | 4 | 4 | 8 | 5 | 1 | 4 | 1 | 3 | 3 |
| 1 | 2 | 0 | 2 | 1 | 8 | 6 | 5 | 4 | 3 | 2 | 3 | 0 | 4 | 8 |
| 3 | 9 | 2 | 1 | 6 | 0 | 4 | 2 | 2 | 8 | 5 | 5 | 6 | 7 | 8 |
| 2 | 4 | 7 | 9 | 9 | 3 | 2 | 2 | 1 | 2 | 7 | 9 | 3 | 8 | 4 |
| 2 | 4 | 7 | 9 | 9 | 3 | 2 | 2 | 1 | 2 | 7 | 9 | 7 | 8 | 5 |
| 7 | 2 | 1 | 0 | 2 | 1 | 5 | 1 | 3 | 4 | 1 | 2 | 4 | 3 | 3 |
| 9 | 1 | 0 | 2 | 1 | 8 | 1 | 1 | 5 | 3 | 2 | 6 | 3 | 2 | 9 |
| 3 | 0 | 2 | 6 | 0 | 9 | 0 | 6 | 6 | 8 | 3 | 2 | 2 | 7 | 0 |
| 5 | 6 | 3 | 6 | 1 | 3 | 9 | 8 | 3 | 1 | 7 | 3 | 7 | 1 | 2 |
| 4 | 8 | 6 | 7 | 7 | 9 | 3 | 4 | 1 | 4 | 2 | 5 | 2 | 6 | 1 |
| 1 | 4 | 2 | 2 | 8 | 2 | 2 | 2 | 0 | 6 | 1 | 6 | 1 | 3 | 4 |
| 2 | 0 | 8 | 7 | 2 | 1 | 9 | 7 | 3 | 8 | 8 | 1 | 5 | 3 | 7 |
| 9 | 1 | 0 | 2 | 6 | 8 | 3 | 3 | 2 | 2 | 2 | 1 | 3 | 3 | 6 |
| 2 | 1 | 3 | 4 | 7 | 3 | 1 | 9 | 9 | 4 | 1 | 2 | 6 | 1 | 9 |
| 3 | 5 | 6 | 7 | 7 | 1 | 9 | 0 | 1 | 7 | 2 | 3 | 2 | 4 | 5 |
| 4 | 7 | 2 | 1 | 9 | 2 | 1 | 6 | 2 | 1 | 3 | 4 | 0 | 2 | 2 |
| 1 | 3 | 1 | 1 | 1 | 8 | 4 | 8 | 0 | 7 | 5 | 5 | 3 | 0 | 0 |



**Lampiran 12. Lembar Kerja Addition Sheet Test (Post Test)**

**ADDITION SHEET TEST**

Post test

|   |   |   |   |   |   |   |   |   |   |   |   |   |   |   |
|---|---|---|---|---|---|---|---|---|---|---|---|---|---|---|
| 4 | 7 | 9 | 4 | 0 | 7 | 1 | 3 | 6 | 6 | 5 | 9 | 4 | 4 | 5 |
| 5 | 5 | 1 | 3 | 3 | 9 | 1 | 9 | 3 | 0 | 3 | 2 | 6 | 2 | 7 |
| 1 | 6 | 0 | 2 | 3 | 5 | 1 | 7 | 2 | 7 | 0 | 5 | 3 | 6 | 6 |
| 7 | 1 | 9 | 8 | 2 | 2 | 4 | 4 | 8 | 5 | 1 | 4 | 1 | 3 | 3 |
| 2 | 4 | 7 | 9 | 9 | 3 | 2 | 2 | 1 | 2 | 7 | 9 | 7 | 8 | 5 |
| 6 | 9 | 3 | 6 | 3 | 3 | 6 | 4 | 3 | 3 | 2 | 2 | 3 | 0 | 3 |
| 1 | 4 | 2 | 2 | 8 | 2 | 2 | 2 | 0 | 6 | 1 | 6 | 1 | 3 | 4 |
| 0 | 2 | 2 | 0 | 1 | 5 | 4 | 1 | 1 | 1 | 1 | 6 | 1 | 9 | 9 |
| 3 | 3 | 8 | 1 | 2 | 2 | 0 | 9 | 5 | 4 | 2 | 8 | 3 | 8 | 2 |
| 9 | 1 | 0 | 2 | 1 | 8 | 1 | 1 | 5 | 3 | 2 | 6 | 3 | 2 | 9 |
| 6 | 0 | 7 | 7 | 9 | 3 | 2 | 0 | 6 | 0 | 7 | 6 | 2 | 5 | 2 |
| 5 | 1 | 6 | 1 | 5 | 9 | 7 | 7 | 4 | 5 | 2 | 3 | 3 | 8 | 7 |
| 2 | 4 | 7 | 9 | 9 | 3 | 2 | 2 | 1 | 2 | 7 | 9 | 3 | 8 | 4 |
| 1 | 2 | 0 | 2 | 1 | 8 | 6 | 5 | 4 | 3 | 2 | 3 | 0 | 4 | 8 |
| 9 | 1 | 3 | 5 | 2 | 0 | 2 | 2 | 2 | 8 | 2 | 1 | 5 | 2 | 1 |
| 1 | 3 | 1 | 1 | 1 | 8 | 4 | 8 | 0 | 7 | 5 | 5 | 3 | 0 | 0 |
| 6 | 3 | 4 | 3 | 1 | 0 | 2 | 2 | 8 | 1 | 5 | 2 | 1 | 1 | 6 |
| 5 | 6 | 3 | 6 | 1 | 3 | 9 | 8 | 3 | 1 | 7 | 3 | 7 | 1 | 2 |
| 3 | 0 | 2 | 6 | 0 | 9 | 0 | 6 | 6 | 8 | 3 | 2 | 2 | 7 | 0 |
| 2 | 2 | 4 | 5 | 2 | 6 | 0 | 4 | 1 | 4 | 1 | 3 | 2 | 2 | 4 |
| 3 | 5 | 6 | 7 | 7 | 1 | 9 | 0 | 1 | 7 | 2 | 3 | 2 | 4 | 5 |
| 4 | 1 | 7 | 5 | 7 | 8 | 0 | 8 | 1 | 0 | 6 | 0 | 0 | 1 | 6 |
| 3 | 4 | 1 | 9 | 8 | 1 | 9 | 5 | 0 | 7 | 9 | 8 | 3 | 6 | 5 |
| 2 | 0 | 8 | 7 | 2 | 1 | 9 | 7 | 3 | 8 | 8 | 1 | 5 | 3 | 7 |
| 4 | 7 | 2 | 1 | 9 | 2 | 1 | 6 | 2 | 1 | 3 | 4 | 0 | 2 | 2 |
| 3 | 9 | 2 | 1 | 6 | 0 | 4 | 2 | 2 | 8 | 5 | 5 | 6 | 7 | 8 |
| 9 | 1 | 0 | 2 | 6 | 8 | 3 | 3 | 2 | 2 | 2 | 1 | 3 | 3 | 6 |
| 3 | 1 | 8 | 8 | 7 | 3 | 1 | 2 | 9 | 2 | 3 | 1 | 0 | 2 | 2 |
| 4 | 8 | 6 | 7 | 7 | 9 | 3 | 4 | 1 | 4 | 2 | 5 | 2 | 6 | 1 |
| 2 | 1 | 3 | 4 | 7 | 3 | 1 | 9 | 9 | 4 | 1 | 2 | 6 | 1 | 9 |
| 7 | 2 | 1 | 0 | 2 | 1 | 5 | 1 | 3 | 4 | 1 | 2 | 4 | 3 | 3 |

**Lampiran 13. Surat Pernyataan Persetujuan Untuk Ikut Serta dalam Penelitian (Informed Consent)**

|  |  |  |
|--|--|--|
|  <p>Email:<br/><a href="mailto:ethic.fkukmrsi@med.maranatha.edu">ethic.fkukmrsi@med.maranatha.edu</a></p> | <p align="center"><b><u>KOMISI ETIK PENELITIAN</u></b></p> <p align="center"><u>FAKULTAS KEDOKTERAN</u><br/><u>UK MARANATHA - R.S. IMMANUEL</u><br/><u>BANDUNG</u></p> <hr/> <p><b>Judul:</b><br/><b>Formulir Protokol</b></p> |  <p>SOP/008/01.0<br/><b>Berlaku mulai:</b><br/>Desember 2008<br/><b>Hal 55 dari 7</b></p> |
|--|--|--|

**SURAT PERNYATAAN PERSETUJUAN  
UNTUK IKUT SERTA DALAM PENELITIAN  
(INFORMED CONSENT)**

Yang bertanda tangan dibawah ini:

N a m a : \_\_\_\_\_

U s i a : \_\_\_\_\_

Alamat : \_\_\_\_\_

Pekerjaan : \_\_\_\_\_

No. KTP/lainnya: \_\_\_\_\_

Dengan sesungguhnya menyatakan bahwa:

Setelah mendapat keterangan sepenuhnya menyadari, mengerti, dan memahami tentang tujuan, manfaat dan risiko yang mungkin timbul dalam penelitian, serta

sewaktu-waktu dapat mengundurkan diri dari keikut sertaannya, maka saya **setuju** ikut serta dalam penelitian yang berjudul:

**Perbandingan Pengaruh Teh Hijau dan Teh Hitam Terhadap Kewaspadaan dan Ketelitian pada Pria Dewasa**

Demikian surat pernyataan ini kami buat dengan sesungguhnya dan tanpa paksaan.

Mengetahui,  
Penanggung jawab penelitian,



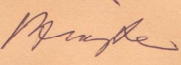


Bandung,  
Yang menyatakan  
Peserta penelitian,

( Andry Nicholas Triputra Simbolon )

(        )

\*) Surat pernyataan persetujuan penelitian/uji klinik

## Lampiran 14.

|   |  |   |
|---|--|---|
|                | <p><b>KOMISI ETIK PENELITIAN</b><br/> <b>FAKULTAS KEDOKTERAN</b><br/> <b>UK MARANATHA - R.S. IMMANUEL</b><br/> <b>BANDUNG</b><br/>         No Reg : 033/KNEPK/2008</p>   |  |
| Email: <a href="mailto:ethic_fkukmrksi@med.maranatha.edu">ethic_fkukmrksi@med.maranatha.edu</a> |  |   |
| <p><b>SURAT KEPUTUSAN</b><br/>         NO: 66/KEP FK UKM-RSI/IV/2012</p>                        |  |   |
| Menimbang:  | <p>a) Bahwa dalam upaya melindungi hak asasi dan kesejahteraan subjek penelitian kesehatan harus mendapat penilaian dan rekomendasi etik penelitian kesehatan dari Komite Etik Penelitian Kesehatan</p> <p>b) bahwa sehubungan dengan butir (a) tersebut diatas telah diajukan permohonan penilaian dan rekomendasi etik penelitian kesehatan berjudul:<br/> <b>Perbandingan Pengaruh Teh Hijau dan Teh Hitam Terhadap Kewaspadaan dan Ketelitian pada Pria Dewasa</b><br/>         oleh <b>Andry Nicholas Triputra Simbolon</b><br/>         selaku penanggung jawab penelitian</p> <p>c) bahwa terhadap permohonan tersebut pada butir (b) telah dilakukan pengkajian yang mendalam oleh Komite Etik Penelitian Kesehatan</p> <p>d) bahwa sehubungan dengan butir (a), (b) dan (c) perlu dikeluarkan surat keputusan hasil penilaian dan rekomendasi kelayakan etik penelitian (<i>ethical approval</i>)</p> |   |
| Mengingat:  | Surat Keputusan Dekan Fakultas Kedokteran Universitas Kristen Maranatha No. 317/III/S.Kep./FK-UKM/2011, tentang PEMBENTUKAN DAN PENGANGKATAN PENGURUS KOMISI ETIK PENELITIAN FAKULTAS KEDOKTERAN UNIVERSITAS KRISTEN MARANATHA – RUMAH SAKIT IMMANUEL (KEP FK UKM-RSI).  |   |
| <p><b>MEMUTUSKAN</b></p>  |  |   |
| Menetapkan  | <p>Pertama Menyetujui dan mengijinkan pelaksanaan penelitian berjudul:<br/> <b>Perbandingan Pengaruh Teh Hijau dan Teh Hitam Terhadap Kewaspadaan dan Ketelitian pada Pria Dewasa</b><br/>         dengan penanggung jawab:<br/> <b>Andry Nicholas Triputra Simbolon</b></p> <p>Kedua Surat keputusan ini berlaku sejak ditetapkan dengan ketentuan akan ditinjau kembali apabila di kemudian hari ternyata terdapat kekeliruan</p>  |   |
| Ditetapkan di : Bandung<br>Pada tanggal : 02 April 2012   |  |   |
| Ketua   | <br>   | Sekretaris  |
| Prof. DR H.R Mughtan Sujatno, dr, SpFK(K)   |    | Dr. Diana Krisanti Jasaputra, dr, M Kes   |

## **RIWAYAT HIDUP**

Nama : Andry Nicholas Triputra Simbolon  
NRP : 0910098  
Tempat/ Tanggal Lahir : Balige, 05 September 1991  
Agama : Kristen  
Alamat : Jl. Suria Sumantri 48, Bandung

### Riwayat Pendidikan:

SD San Francesco, Balige, lulus tahun 2003.

SMP Budi Mulia, Pangururan, lulus tahun 2006.

SMA St.Thomas 1, Medan, lulus tahun 2009.

Mahasiswa Fakultas Kedokteran Universitas Kristen Maranatha, Bandung, 2009 –  
sekarang.